

AR07.02-P-1020-02MM	Tightening procedure for housing of fuel system high pressure pump		
---------------------	--	--	--

Engine 157, 276, 278

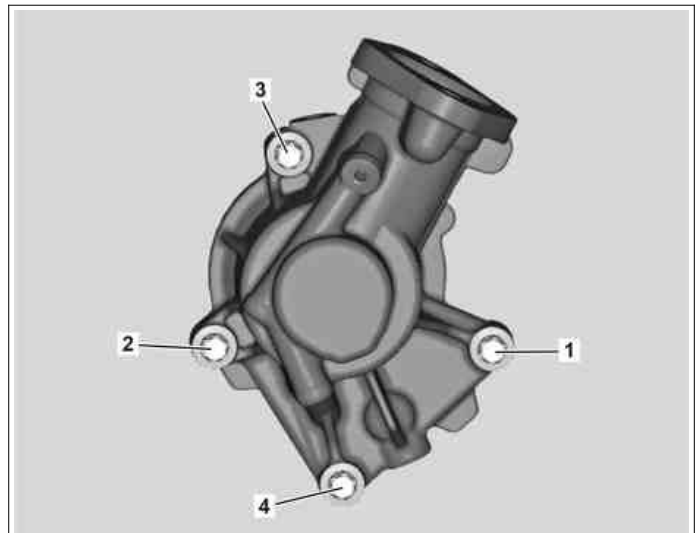
Nm High pressure pump

Number	Designation			Engine 157	Engine 276
BA07.02-P-1002-01C	Bolt, high-pressure pump drive housing to cylinder head/cylinder head cover	Stage 1	Nm	1	1
		Stage 2	Nm	14	9

Nm High pressure pump

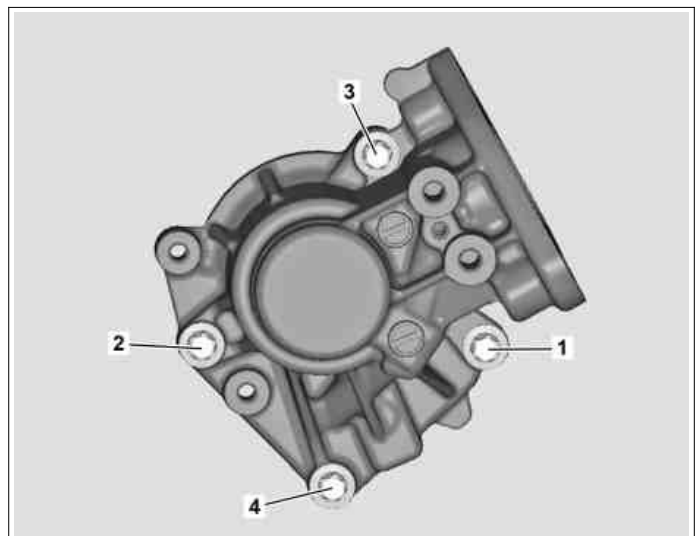
Number	Designation			Engine 278
BA07.02-P-1002-01C	Bolt, high-pressure pump drive housing to cylinder head/cylinder head cover	Stage 1	Nm	1
		Stage 2	Nm	14

Shown on engine 276.8



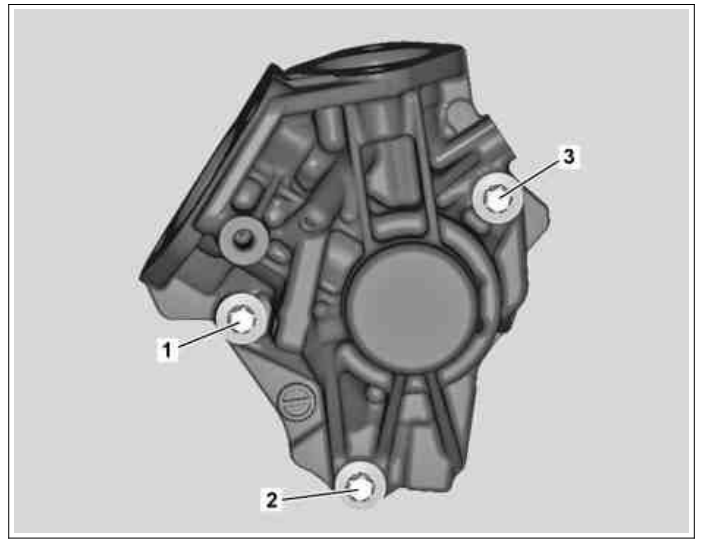
P07.02-2168-11

Shown on engine 276.9



P07.02-2169-11

Shown on engine 157, 278



P07.02-2170-11

⚠ Do not use a compressed air tool to screw the screw/bolts (1 to 4 or 1 to 3) out and in.
The housing of the fuel system high-pressure pump or the cylinder head will be damaged otherwise.

⚠ Always adhere to the specified tightening sequence.
Damage will occur to the camshaft and cylinder head otherwise.

1 Tighten screw/bolts (1 to 4 or 1 to 3) as per figure in the numerical sequence to stage 1.

2 Tighten screw/bolts (1 to 4 or 1 to 3) as per figure in the numerical sequence to stage 2.

i Use the reverse tightening order to loosen the screw/bolts (1 to 4 or 1 to 3).