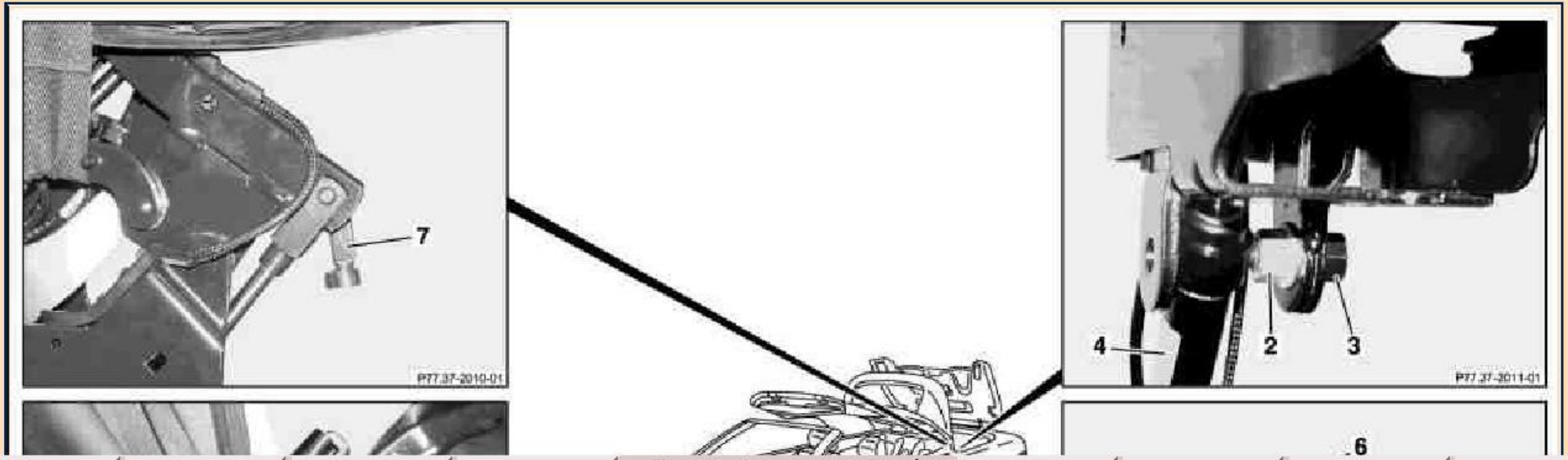


Werkstattinformationssystem Display Document



Sales designation: CLK 430 Cabriolet	Vehicle ident. number: WDB208470*	Engine number: 113.943	Automatic transmission: 722623	Gr.: 77.30	Entrv. Mod.Y.: Op. no.:
AR77.37-P-4171KA	Removing and installing hydraulic cylinder for soft top actuation			Full-size view	Validity OFF
Page: 2 / 8					

AR77.37-P-4171KA	Removing and installing hydraulic cylinder for soft top actuation	14.1.98
------------------	---	---------

MODEL 208.435 /444 /445 /447 /448 /465 /470



Navigation bar with buttons: Add. Functions, Document Functions, What is new?, Document: 1 / 1, Level: 2, Menu, Help, Previous Screen.















P77.37-2024-09










- 1 Mounting screws for main bearing
- 2 Counternut
- 3 Mounting screw

- 4 Hydraulic cylinder
- 5 Retainer

- 6 Hydraulic line
- 7 Retaining bolt

⏏	Removal, installation		
⚠ Danger!	Risk of injury Mechanism can pinch, crush or, in extreme cases even sever extremities.	No parts of the body or limbs should be within the operating range of the mechanism when moving components.	AS00.00-Z-0009-01A

    					
AR77.37-P-4171KA		Removing and installing hydraulic cylinder for soft top actuation	Normal view	validity OFF	Page: 3 / 6
 Danger!	Risk of injury to skin or eyes from hydraulic fluid spraying out under pressure. Risk of poisoning from swallowing hydraulic fluid.	Depressurize the hydraulic system completely before starting any work on the system. Wear protective clothing and eye protection.	AS00.00-Z-0013-01A		
 Danger!	Injury hazard from rollover bar extending	Extend rollover bar before working in the rollover bar area	AS91.00-Z-0003-01KA		
1	Remove side paneling in left and right rear		AR68.30-P-4780KA		
2	Close soft top	 Leave soft top bow and soft top compartment cover in upright position			
3	Unscrew mounting screws (1) from main bearing	 Mark soft top main bearing on bearing plate to facilitate installation 	BA77.30-P-1001-01A		
4	Expose hydraulic lines	 If necessary loosen cable straps and electrical leads so that leads cannot be damaged			
5	Lift soft top until hydraulic cylinder is accessible				
6	Unclip retaining bolts (7) and pull out				
7	Open counternut (2) on mounting screw (3)		BA77.37-P-1001-01C		
8	Pull out mounting screw (3)	 Plastic washers are inserted into mounting hole of hydraulic cylinder (4)			

 <input type="button" value="-"/> <input type="button" value="□"/> <input type="button" value="X"/> 					
AR77.37-P-4171KA		Removing and installing hydraulic cylinder for soft top actuation	Normal view	Validity OFF	Page: 4 / 6
9	Remove hydraulic cylinder (4) out of soft top bearing downward				
10	Press hydraulic cylinder (4) together				
11	Press off retainer (5) and pull out hydraulic line (6)	 Immediately plug hydraulic line (6) with plug  , plug connection on hydraulic cylinder (4) with blind plug  .  Plug no. -07  Blind plug no. -01		<div style="border: 1px solid black; padding: 2px;">129589009100</div> <div style="border: 1px solid black; padding: 2px;">129589009100</div>	
12	Remove hydraulic cylinder (4)				
13	Install in the reverse order				
14	Bleed hydraulic system				AR77.37-P-1000-03KA
15	 BB Check oil level of hydraulic system	 if necessary add oil through oil filler screw ↓ See operating sheet specifications  Oil filler plug		<div style="border: 1px solid black; padding: 2px;">BB00.40-P-0343-00A</div> <div style="border: 1px solid black; padding: 2px;">BA77.37-P-1003-01C</div>	
16	Check for proper function and leakage				

 Soft top

Nm Soft top

Number	Designation		Model 208.4
BA77.30-P-1001-01A	Screw for soft top main bearing on body bearing plate	Nm	20

Nm Hydraulic soft top

Number	Designation		Model 208.4
BA77.37-P-1001-01C	Screw for main drive cylinder on soft top main bearing	Nm	48
BA77.37-P-1003-01C	Oil filler screw on hydraulic unit supply reservoir	Nm	2