


MODELS 251





2nd seat row

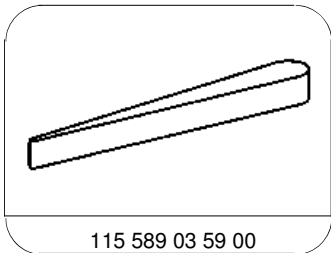


P91.12-2818-07

1 Trim panel
2 Bolt

3 Cover
4 Cover

 	Remove/install		
1	Fold 2nd seat row rear seat forwards		See Operator's Manual
2	Unscrew screw (2)		
3	Remove cover (3)		
4	Unclip cover (4) (arrow A)		
5	Pull panel (1) out of the rear backrest cover fold (arrows B)		Long wedge *115589035900
6	Remove paneling (1)		
7	Install in the reverse order		



115 589 03 59 00

Long wedge