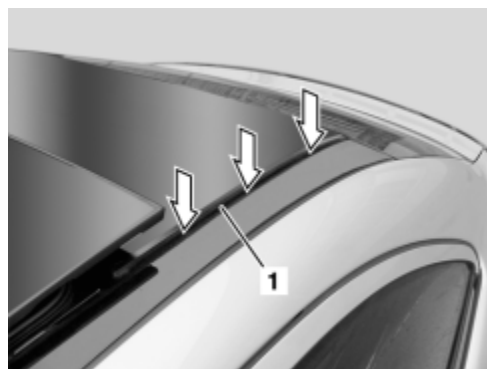



AP77.20-P-7732PB	Panoramic sliding roof - clean and lubricate guide mechanism	12.3.01
------------------	--	---------

MODEL 203.7 with CODE (413) Panoramic glass roof with top sliding roof



P77.50-2042-01

1 Outer guide rail




P77.20-2217-01

2 Release lever
3 Cover connection




P77.50-2043-01

4 Outer duct at bottom



P77.50-2044-01

5 Inner upper duct




P77.50-2045-01

6 Gate



P77.50-2046-01

7 Wind deflector pivot arm

Cleaning and lubricating			
1	Lubricate outer guide rail (1)	 Drip one drop lubricant each into	

		guide rail at points marked with arrow.	
		Special sliding roof sliding compound	BR00.45-Z-1064-06A
2	Open sliding roof cover	i Open only until release lever (2) lowers	
3	Clean cover connection (3) with cloth and grease.	i Cover connection is indicated by a "U-shape".	
		Lubricant	BR00.45-Z-1005-06A
4	Completely open tilting/sliding roof		
5	Clean outer duct at bottom (4) with a cloth, grease contact surface.	i See arrows.	
		Lubricant	BR00.45-Z-1005-06A
6	Clean inner duct at top (5) with a cloth, grease contact surface.	i See arrows.	
		Lubricant	BR00.45-Z-1005-06A
7	Clean gate (6) with a cloth, grease contact surface.	i See arrows.	
		Lubricant	BR00.45-Z-1005-06A
8	Clean wind deflector pivot arm (7) with a cloth and grease.	i See cross-hatch pattern.	
		Lubricant	BR00.45-Z-1005-06A
9	Check tilting/sliding roof for proper function		
10	Remove excess lubricant		

Auxiliary repair materials

Number	Designation	Order number
BR00.45-Z-1064-06A	Special sliding roof sliding compound	A 001 989 50 51
BR00.45-Z-1005-06A	Lubricant	001 989 14 51