

**Document number:** pe54.15-p-2107-97rac

**Document title:** Wiring diagram for front fuse and relay box

**Code: Designation: Position:**

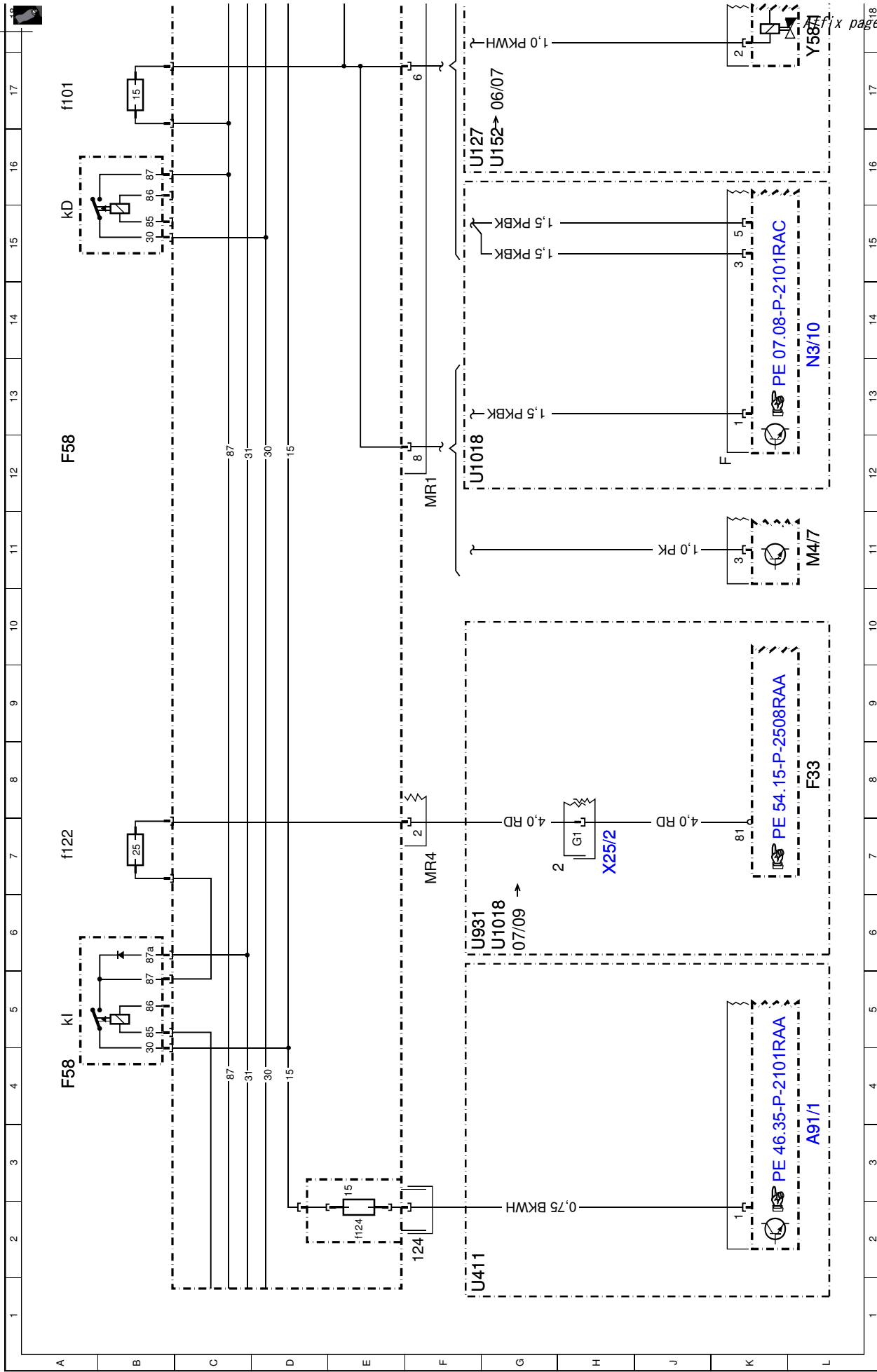
A0	Color code key	56L
A91/1	Electrohydraulic power steering	3L
Code 460		45G
Code 494		44G
F33	USA version	8L
F58	Battery compartment prefuse box	4A
F58	Engine compartment fuse and relay box	12A
F58	Engine compartment fuse and relay box	20A
F58	Engine compartment fuse and relay box	36A
F58	Engine compartment fuse and relay box	44A
F58	Engine compartment fuse and relay box	28A
F58	Engine compartment fuse and relay box	17A
F58f101	Fuse 101	24A
F58f103	Fuse 103	7A
F58f122	Fuse 122	2E
F58f124	Fuse 124	15A
F58kD	Engine circuit 87 relay	5A
F58k1	Starter relay	11L
M4/7	Engine and AC electric suction fan with integrated control	34L
N3/10	ME-SFI [ME] control unit	14L
N3/10	ME-SFI [ME] control unit	20L
N3/9	CDI control unit	25L
N3/9	CDI control unit	23G
U1010	Valid for engine 642.870 BLUETEC	44G
U1010	Valid for engine 642.870 BLUETEC	44G
U1010	Valid for engine 642.870 BLUETEC	44G
U1011	Valid for engine 642.872	23G
U1011	Valid for engine 642.872	40G
U1018	Valid for gasoline engine 276	12G
U1018	Valid for gasoline engine 276	6G
U1073	Valid for gasoline engine 276.9	27G
U127	Valid for engine 272, engine 273 KE	16G
U127	Valid for engine 272, engine 273 KE	37G
U151	Valid for engine 113	30G
U152	Valid for engine 156	16G
U152	Valid for engine 156	37G
U277	Valid for engine 642.9	18G
U277	Valid for engine 642.9	40G
U391	Valid for gasoline engine 276.8	27G
U411	Valid for EHPS	1G

**Document number:** pe54\_15-p-2107-97rac

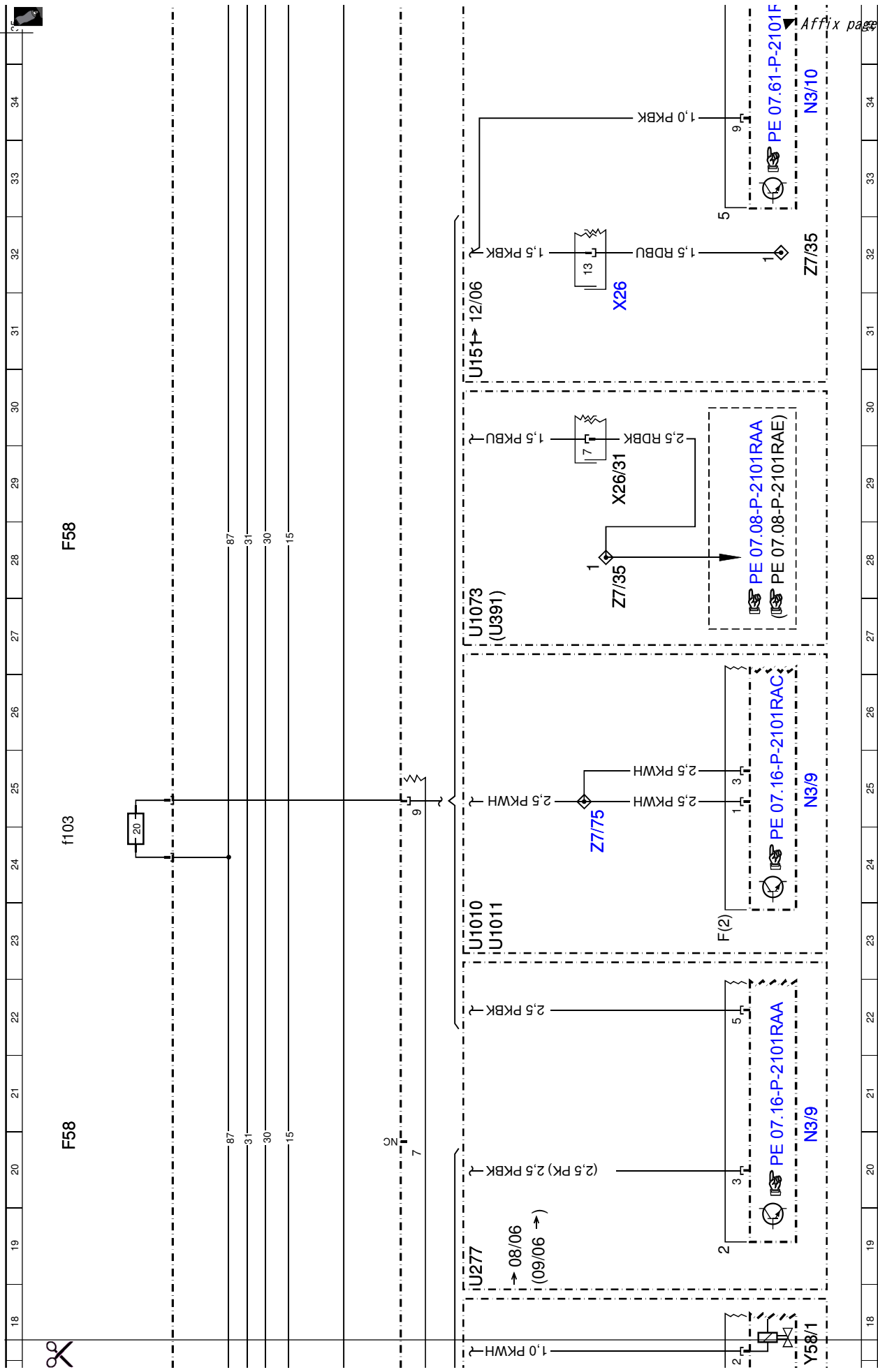
**Document title:** Wiring diagram for front fuse and relay box

**Code: Designation: Position:**

U931	Not valid for engine 642 BLUETEC	6G
X18/7	Interior/engine connector	46J
X18/7	Interior/engine connector	41J
X25/2	Engine compartment/interior compartment connector	7H
X26	Interior and engine wiring harness connector	31H
X26	Interior and engine wiring harness connector	39J
X26/31	Engine/engine compartment connector	41H
X26/31	Engine/engine compartment connector	29H
X26/31	Engine/engine compartment connector	46H
Y58/1	Purge control valve	18L
Y58/1	Purge control valve	36L
Z7/35	Circuit 87 M1e connector sleeve	32L
Z7/35	Circuit 87 M1e connector sleeve	39L
Z7/35	Circuit 87 M1e connector sleeve	28H
Z7/75	Circuit 87 D3 connector sleeve	24H
Z7/98	Circuit 87 M3e connector sleeve	39L

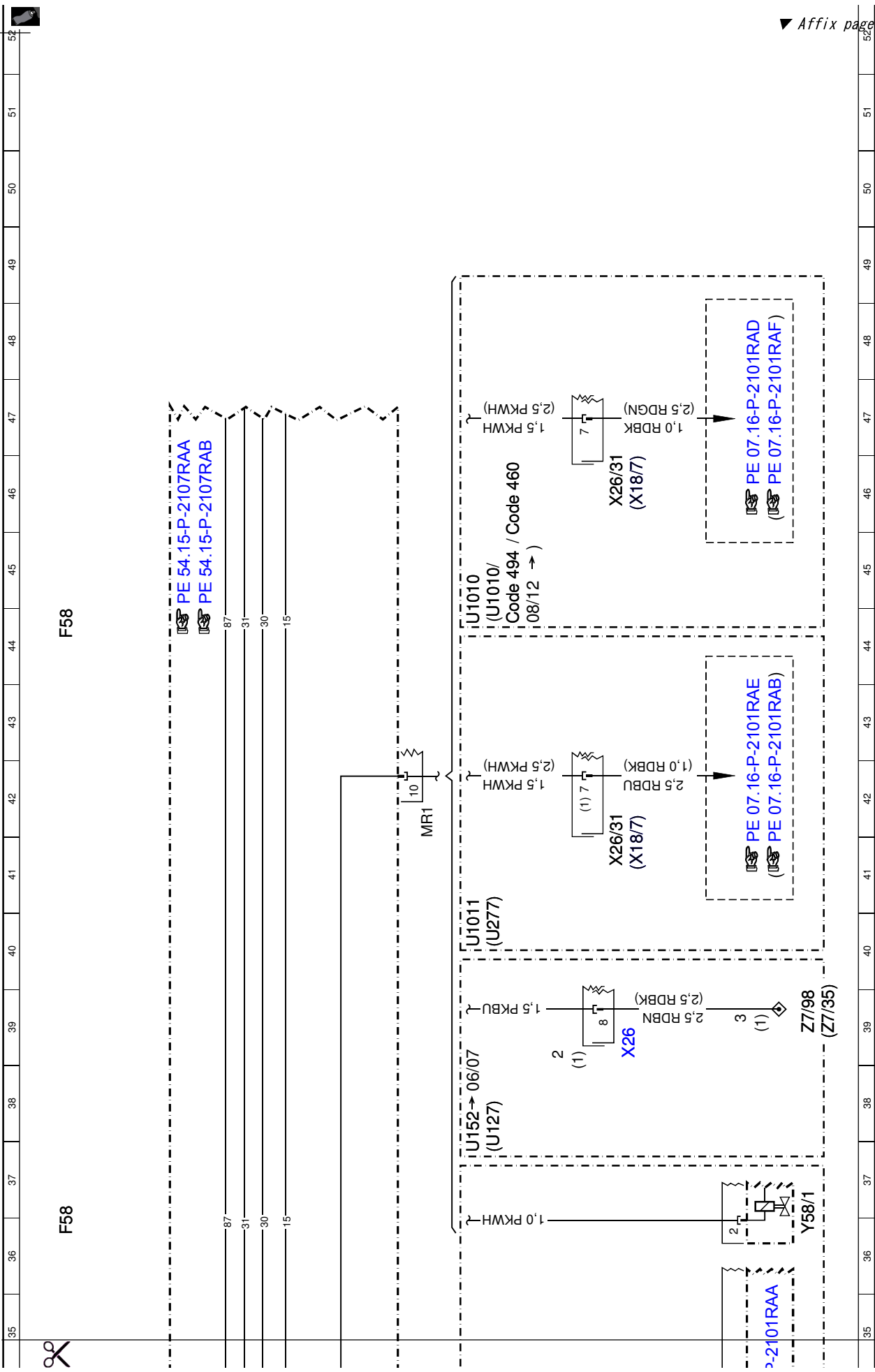


page 2 here ▼



▼ Affix page 3 here ▼

Cut here



▼ Affix page 4 here ▼

Cut here

