


MODEL 217, 222





P82.62-4021-09

Shown on MODEL 222

- 1 Air duct segment
2 Door sill
3 Floor covering

- 4 Electrical connector
H4/42 Left footwell bass speaker

 	Remove/install		
1	Remove left front seat		AR91.10-P-1000LF
2	Remove left cover below instrument panel	MODEL 217, 222.0/1/9	AR68.10-P-1500LF
3	Remove left door sill (2)	MODEL 217, 222 MODEL 217	AR68.30-P-4100LC
4	Remove air duct segment (1)		
5	Remove accelerator pedal		AR30.12-P-1321LF
6	Remove floor covering (3)	MODEL 217, 222 MODEL 217	AR68.20-P-2050LC
7	Disconnect electrical connector (4)		
8	Twist and remove the catch (arrow A) 90° counterclockwise with a screwdriver.		
9	Remove left footwell bass speaker (H4/42)		
10	Install in the reverse order		