



Model 217
 Model 222.0/1
 except code 223 (Electrically adjustable rear bench seat)
 except code 224 (Rear individual seat design)



P91.12-3678-07

Shown on model 222 with CODE 872 (Seat heater in rear passenger compartment)


1	Seat backrest	3	Armrest	5	Electrical connectors
2	Center head restraint	4	Bolts	6	Electrical connector



P91.12-3702-08

Shown on model 222 with CODE 872 (Seat heater in rear passenger compartment)

7	Bracket	8	Carrier
7.1	Hook		



P91.12-3947-09


Shown on model 217.4

- 9 Armrest
- 10 Bolts
- 11 Screw





- 12 Bolts
- 13 Leather cover

Shown on model 217.4

- 14 Cover
- 15 Screw



P91.12-3950-11

 	Remove/install		
1	Remove center head restraint (2)	Model 222.0/1 except code 223 (Electrically adjustable rear bench seat) except code 224 (Rear individual seat design)	AR91.16-P-1770LF
2	Open soft top	Model 217.4  Lower soft top and leave soft top compartment cover upright.	
3	Remove seat cushion		AR91.12-P-1020LF
4.1	Remove screw/bolts (4)	Model 217.3 Model 222.0/1 except code 223 (Electrically adjustable rear bench seat) except code 224 (Rear individual seat design)  Screw/bolt, 1-piece backrest to body	*BA91.12-P-1001-03L

4.2	Remove screws/bolts (10,12)	Model 217.4 Nm Screw/bolt, 1-piece backrest to body	*BA91.12-P-1001-03L
5	Fold down armrest (9) and unclip leather cover (13)	Model 217.4	
6	Loosen screws/bolts (15) on left and right of cover (14)	Model 217.4	
7	Remove upper section of belt guide	Model 217.4 i Pry out upper section of belt guide at center between padding and belt guide using a plastic wedge.	
8	Remove screw/bolt (11) and remove lower section of belt guide	Model 217.4	
10	Unclip electrical connectors (5) with bracket	Model 217 with code 872 (Heated rear seats) Model 222.0/1 with code 872 (Heated rear seats) except code 223 (Electrically adjustable rear bench seat) except code 224 (Rear individual seat design)	
11	Disconnect electrical connections (5)	Model 217 with code 872 (Heated rear seats) Model 222.0/1 with code 872 (Heated rear seats) except code 223 (Electrically adjustable rear bench seat) except code 224 (Rear individual seat design)	
12	Unclip electrical connectors (6) with bracket	Model 217 with code 872 (Heated rear seats) Model 222.0/1 with code 872 (Heated rear seats) except code 223 (Electrically adjustable rear bench seat) except code 224 (Rear individual seat design)	
13	Disconnect electrical connector (6)	Model 217 with code 872 (Heated rear seats) Model 222.0/1 with code 872 (Heated rear seats) except code 223 (Electrically adjustable rear bench seat) except code 224 (Rear individual seat design)	
14	Lift backrest (1) upwards out of openings (arrows B) of carriers (8) and remove from vehicle	⚠ Carefully remove backrest (1) from vehicle. Otherwise vehicle components may be damaged. i Helper required. Guide right and left seat belts behind backrest (1). Pull out lap belt and remove backrest (1). i Installation: Ensure that hooks (7.1) of brackets (7) are seated correctly in openings (arrows B) of carriers (8).	
15	Install in the reverse order		

Nm Rear seats

Number	Designation			Model 217	Model 222
BA91.12-P-1001-03L	Screw/bolt, 1-piece backrest to body	M6	Nm	5	5
		M8	Nm	18	18