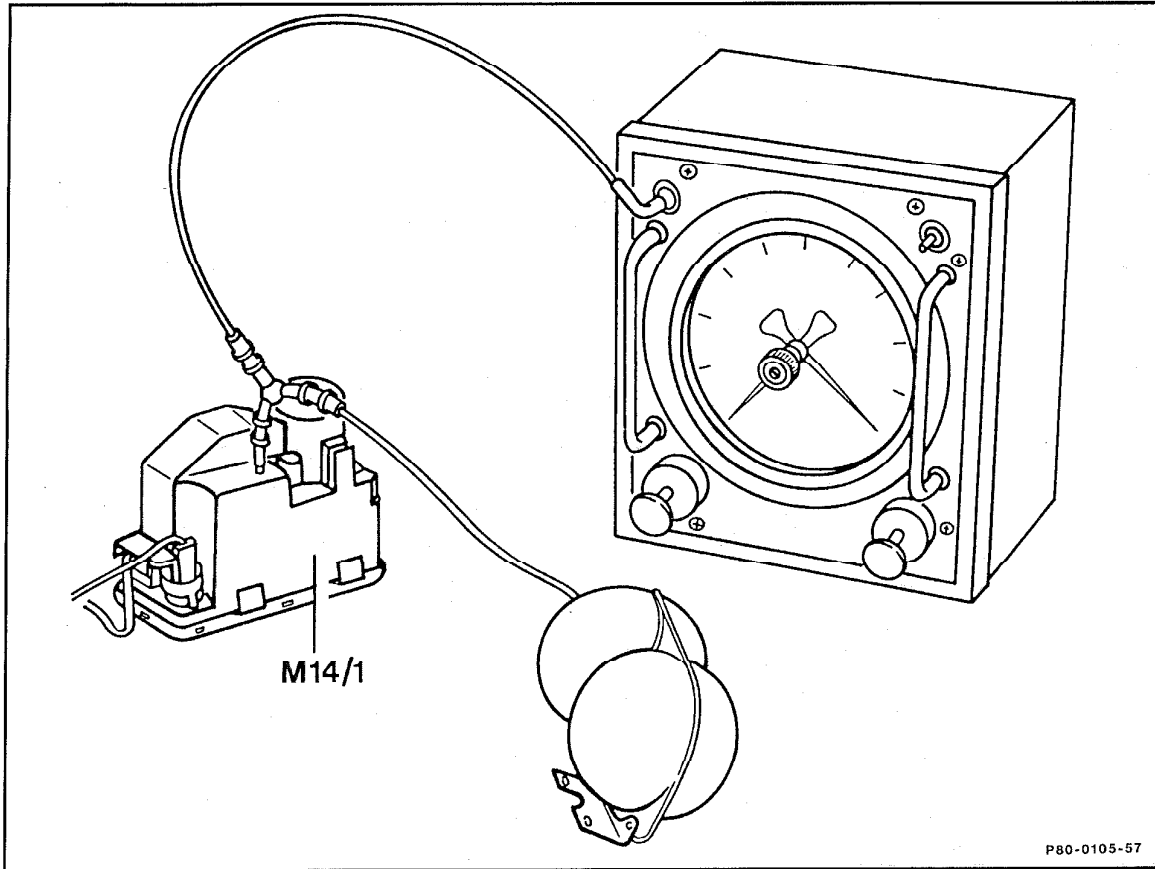


## 80-108 Checking pneumatic function of supply pump

Preliminary work:  
Checking function of central locking system (80-090)



P80-0105-57

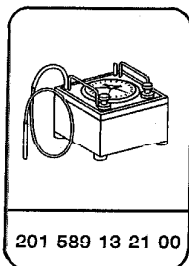
P80-0105-57

Test preparation .....	Items 1-3.
Checking vacuum of the supply pump during locking .....	> 420 mbar in $\leq 3$ s.
Checking pressure of the supply pump during unlocking .....	> 420 mbar in $\leq 3$ s.
Checking safety switching time when the supply pump is separated from the pipe system .....	approx. 25-150 s.

## 80-108 Checking pneumatic function of supply pump

---

### Special tool



### Parts required for the test

---

Tank	107 800 08 19
Distribution fitting	117 078 01 45
Plug	000 987 11 45

---

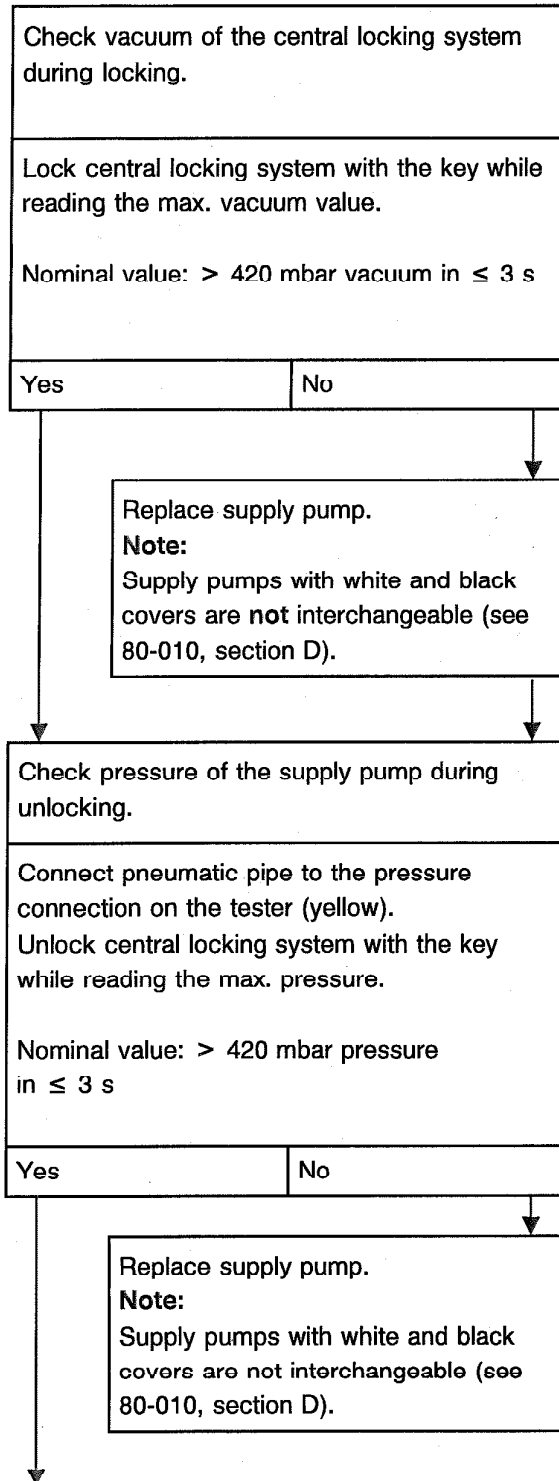
### Test preparation

- 1 Connect tank with distribution fitting to the tester 201 589 13 21 00 to the vacuum side (black connection).
- 2 Remove supply pump and disconnect pneumatic pipe (80-270).
- 3 Connect tester 201 589 13 21 00 with tank to the supply pump (M14/1).

### Note

On the supply pump with pneumatic connection for orthopedic backrest, close the connection with plug part No. 000 987 11 45.

Test



## 80-108 Checking pneumatic function of supply pump

---

