

## Mercedes Command Unlock Codes

This will show you how to unlock the command console V2.0 for the following:-

CLS	W219
E CLASS	W211
SLK	R171
S CLASS	W220 (Widescreen)
SL	R230 (Widescreen)

This guide works by showing you how to access the engineering mode where you'll be able to:-

- Enable MP3 playback
- Enable playback of multi-region discs and DVD-RW
- Enable Video viewing whilst the car is in motion
- Modify many more hidden features

If you follow this guide exactly as shown, your command console will be unlocked in a matter of minutes.

### Instructions

- Press the audio button to get into audio mode.
- Press and hold the circled button (Mute) in the bottom left of the photo
- Press and hold the circled button (Phone) in the bottom right of the photo.
- Press and hold the circled button (Serv) in the top left of the photo.
- Simultaneously hold all 3 buttons for about 45 seconds until you get a message on the screen which says "Welcome to Engineering Mode"



To enter the secret menu:-

- Press and hold the "\*" key
- Press and hold the "#" key
- Press and hold the "<" arrow left key




Simultaneously press and hold all three buttons as indicated above

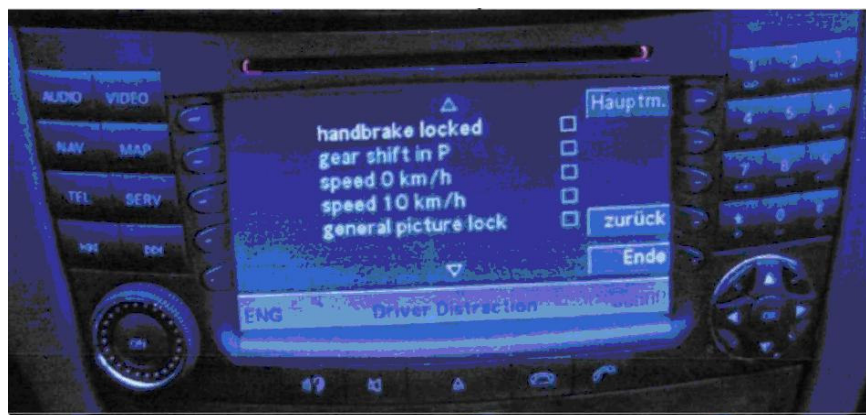
Your screen should now look like the photo below

To access the video in motion menu press the button next to “Dr. Dist.”

Using the arrow keys deactivate all of setting with the OK button



Your screen should look like the photo below:-



Press the back button to get back to the main menu.

To access the MP3 enabling menu press the button next to “Back”

Your screen should now look like the photo below.

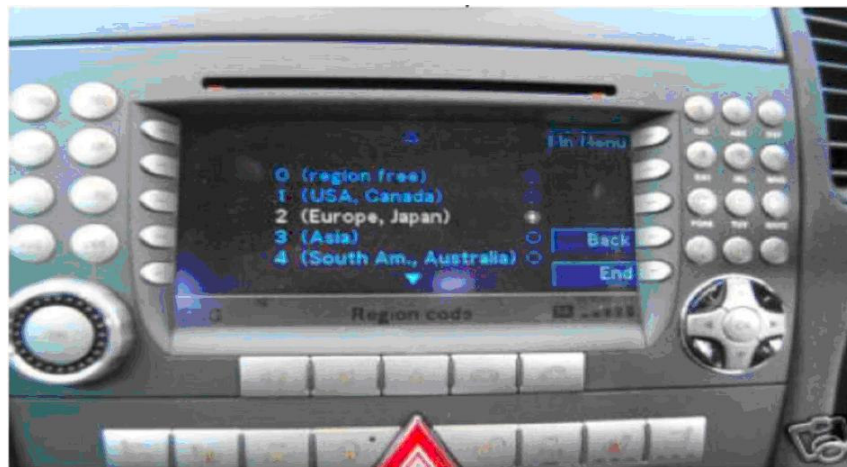


Using the arrow keys, highlight the MP3 feature and enable it using the “OK” button.

Now go back to the main menu using the back button.

To access the DVD region menu, push the button next to “regcod”

Your screen should now look like the screen below.



Using the arrow keys, highlight the region free setting and enable it using the “OK” button.

To activate the settings press back then end and switch the command console off then back on again.

All settings may be activated and de-activated as many times as you want.