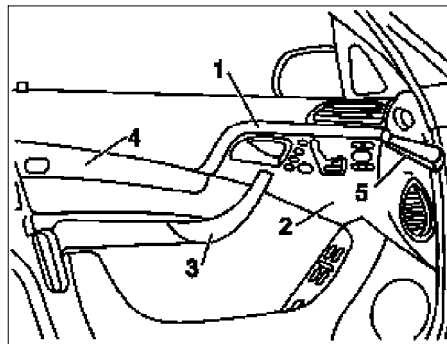


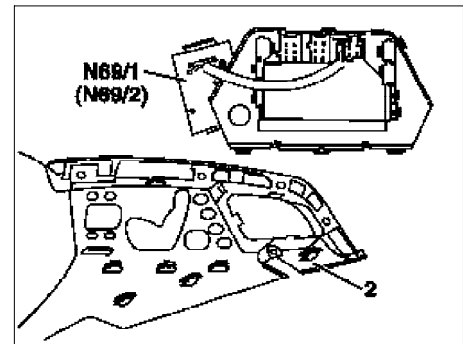
MODEL 220

Shown on model 220 up to VIN: 316716

- 1 Trim strip
 2 Door control module cover
 3 Door handle cover
 4 Door liner
 5 Assembly wedge
 N69/1 Left front door control module
 N69/2 Right front door control module

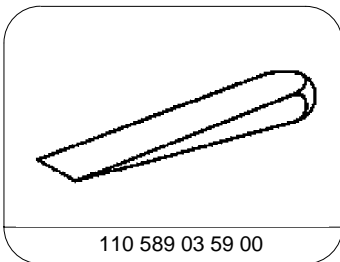


P72.29-2004-01



P72.29-2001-01

☒ ☒	Remove/Install		
1	Remove door control module (2) cover from door liner (4)	<p>i The mount was modified with model refinement as of VIN: 316716.</p> <p>Model 220 except 220 with code (Z04) Light armoring except 220 with code (Z07) Maximum protection</p> <p>Model 220 with code (Z04) Light armoring</p> <p>Model 220 with code (Z07) Maximum protection</p> <p>☒</p>	<p>AR72.10-P-1000M</p> <p>AR72.10-P-1000MB</p> <p>AR72.10-P-1000MC</p> <p>*110589035900</p>
2	Unclip left front door control module (N69/1) or right front door control module (N69/2) from door control module cover (2)	<p>ⓘ Press retaining clips on front door control module together and simultaneously press front door control module out of door control module cover (2).</p>	
3	Install in the reverse order		



110 589 03 59 00

Assembly wedge