



ENGINE	112.922 in MODEL 220.063
ENGINE	112.944 in MODEL 220.065 /165
ENGINE	113.941 in MODEL 220.070 /170
ENGINE	113.960 in MODEL 215.375, 220.075 /175 /875
ENGINE	113.991 in MODEL 215.374, 220.074 /174
ENGINE	112.972 in MODEL 220.067 /167
ENGINE	113.948 in MODEL 220.083 /183
ENGINE	113.966 in MODEL 220.084 /184
ENGINE	112.975 in MODEL 220.087 /187

G3/3 Left O2 sensor upstream of CAT

G3/4 Right O2 sensor upstream of CAT



P14.00-0282-01




P14.00-0281-01

G3/5 Left O2 sensor downstream of CAT

G3/6 Right O2 sensor downstream of CAT




P14.00-0279-01



P14.00-0280-01

G3/4x1 Connector for right O2 sensor upstream of CAT

G3/3x1 Connector for left O2 sensor upstream of CAT



P14.00-0283-06

G3/5x1 Connector for left O2 sensor downstream of CAT  
 G3/6x1 Connector for right O2 sensor downstream of CAT



P14.00-0278-01

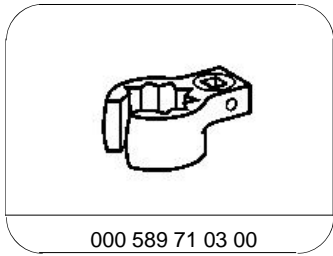
**Modification notes**

10.11.04	Value changed from 55 Nm to 45 Nm	Value in series 1001 for engine 112.910/911/912/913/914/915/916/920/921/922/923/940/941/942/943/944/945/946/947/949/953/955/960/961/970/972/973/975	*BA14.00-P-1001-01A
----------	-----------------------------------	-----------------------------------------------------------------------------------------------------------------------------------------------------	---------------------

Fig. item etc.	Work instructions		
<b>Danger!</b>	<b>Risk of death</b> caused by vehicle slipping or toppling off the lifting platform.	Align vehicle between columns of lifting platform and position four support plates at the lifting platform support points specified by vehicle manufacturer.	AS00.00-Z-0010-01A
	Raise vehicle		
	O2 sensor to exhaust pipe/ exhaust manifold		*BA14.00-P-1001-01A
	Box wrench bit		*000589710300
G3/3	Left O2 sensor upstream of CAT	<b>Installation:</b> Coat thread at O2 sensor with heat-resistant lubricant.	*BR00.45-Z-1005-06A
G3/4	Right O2 sensor upstream of CAT	<b>Installation:</b> Coat thread at O2 sensor with heat-resistant lubricant.	*BR00.45-Z-1005-06A
G3/5	Left O2 sensor downstream of CAT	<b>Installation:</b> Coat thread at O2 sensor with heat-resistant lubricant.	*BR00.45-Z-1005-06A
G3/6	Right O2 sensor downstream of CAT	<b>Installation:</b> Coat thread at O2 sensor with heat-resistant lubricant.	*BR00.45-Z-1005-06A
G3/3x1	Connector for left O2 sensor upstream of CAT		
G3/4x1	Connector for right O2 sensor upstream of CAT		
G3/5x1	Connector for left O2 sensor downstream of CAT		
G3/6x1	Connector for right O2 sensor downstream of CAT		

**O2 sensor**

Number	Designation	Engine	Engine	Engine
		112.910/911/ 912/913/914/ 915/916/920/ 921/922/923/ 940/941/942/ 943/944/945/ 946/947/949/ 953/955/960/ 961/970/972/ 973/975	113.940/941/ 942/943/944/ 945/946/948/ 960/961/962/ 963/964/965/ 966/967/968/ 980/981/982/ 984/986/992/ 993/995	113.987/988/ 990/991
BA14.00-P-1001-01A	O <sub>2</sub> sensor on exhaust pipe/ exhaust manifold	Nm 45	55	50



000 589 71 03 00

Box wrench bit

#### Repair materials

Number	Designation	Order number
BR00.45-Z-1005-06A	Paste, hot lubrication 1 kg, DB supply specification 6879.20	A 000 989 76 51