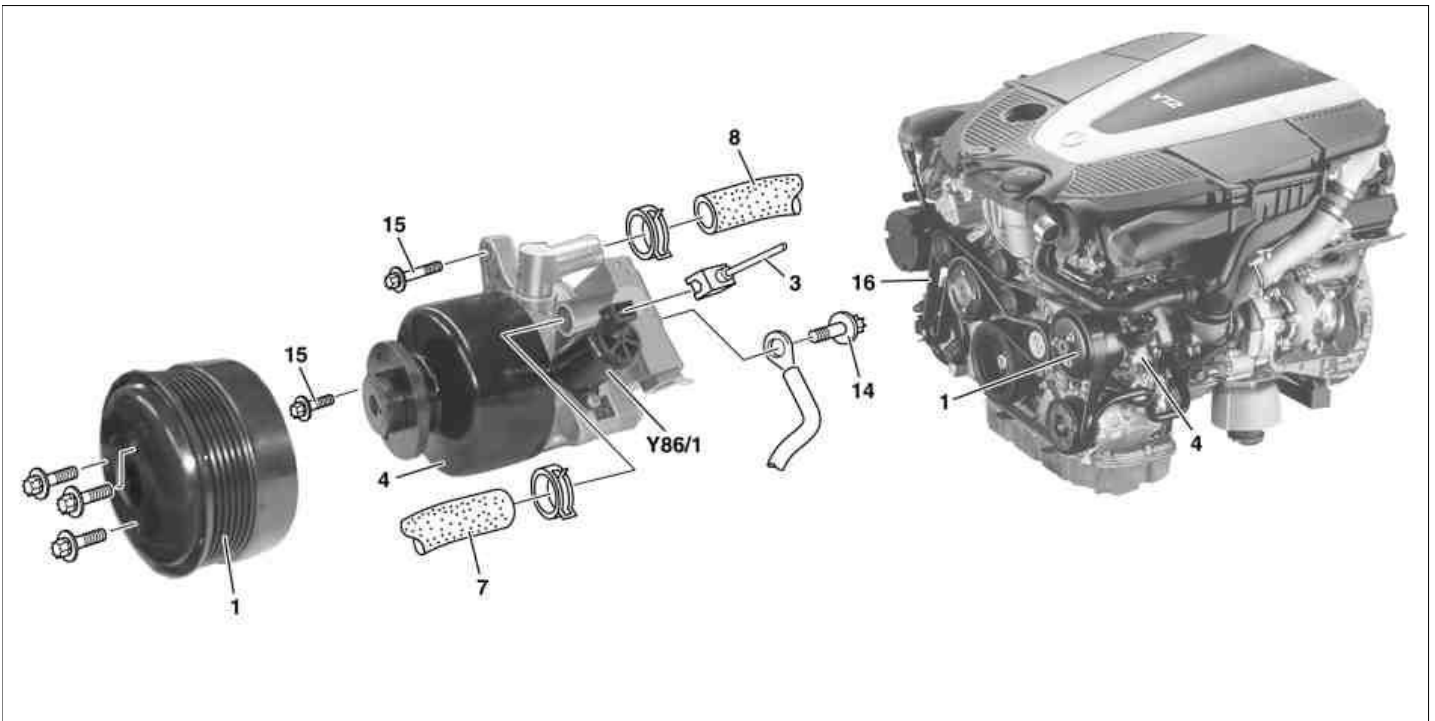


MODEL 215.376 /379, 220.176 /179 with CODE (487) Active Body Control (ABC)




P46.30-2143-09

Shown on model 220.176

- 1 Belt pulley
- 3 Connector

- 4 Power steering pump
- 7 Feed line
- 8 Feed line
- 14 Bolt

- 15 Bolt
- 16 Poly-V-belt
- Y86/1 ABC suction restrictor valve







P46.30-2144-09

- 2 Oil reservoir
- 4 Power steering pump
- 5 Return flow pipe
- 6 Return flow pipe

- 7 Feed line
- 8 Feed line
- 9 Electrical connector
- 10 Nut

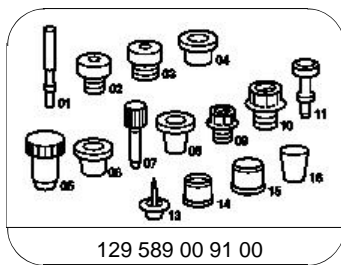
- 11 Hydraulic line
- 12 Banjo bolt
- 13 Nut
- 14 Bolt

	Remove/install		
⚠ Danger!	Risk of injury to skin or eyes from hydraulic fluid spraying out under pressure. Risk of poisoning caused by swallowing hydraulic fluid.	Depressurize the hydraulic system completely before starting any work on the system. Wear protective clothing and safety glasses.	AS00.00-Z-0013-01A
⚠ Danger!	Risk of injury caused by fingers being jammed or pinched when removing/installing or aligning hoods, doors, trunk lid/rear-end door or sliding roof.	When moving components, ensure that no body parts or limbs are within the operating range of moving parts.	AS00.00-Z-0011-01A
1	Open engine hood and raise to vertical position		AR88.40-P-1000M
2	Remove engine trim panel	Model 215.376, 220.176 Model 215.379, 220.179	AR01.10-P-2405LA AR01.10-P-2405IM
3	Remove left air intake hose upstream of air filter		
4	Remove left-hand air filter housing		AR09.10-P-1150LA
5	Remove fan shroud	Model 215.376, 220.176 Model 215.379, 220.179	AR20.40-P-6800AC AR20.40-P-6800IM
6	Loosen bolts of belt pulley (1)		*BA46.30-P-1007-01C
7	Remove poly-V belt (16)		AR13.22-P-1202L
8	Remove belt pulley (1)		
9	Suction off hydraulic fluid out of the oil reservoir (2) of the power steering pump (4)	The oil reservoir of the power steering pump and ABC oil reservoir form one unit and cannot be separated. Hand pump	*210589007100
10	Suction off hydraulic fluid out of ABC oil reservoir (2)	Hand pump	*210589007100
	Notes on active body control suspension	Model 215, 220, 230	AH32.50-P-0001-01N
11	Unplug plug (3) of ABC suction restrictor valve (Y86/1)		
12	Disconnect return line (5) of power steering pump (4) from oil reservoir (2) of power steering pump (4)	Seal the connections. Check condition of hose clamp and return line (5) and replace if necessary. Set of plugs	*129589009100
13	Disconnect ABC return line (6) from ABC oil reservoir (2)	Seal the connections. Check condition of hose clamp and return line (6) and replace if necessary. Set of plugs	*129589009100
14	Disconnect feed line (7) of power steering to power steering pump (4)	Seal the connections. Check condition of hose clamp and feed line (7) and replace if necessary. Set of plugs	*129589009100
15	Disconnect ABC feed line (8) ABC from power steering pump (4)	Seal the connections. Check condition of hose clamp and feed line (8) and replace if necessary. Set of plugs	*129589009100
16	Disconnect electrical connector (9) from brake system hydraulic unit		
17	Unscrew nut (10) and remove oil reservoir (2).		
18	Disconnect electrical connector of refrigerant compressor		
19	Detach hydraulic line (11) of power steering from the power steering pump (4)	Seal the connections. Installation: replace O-rings. Set of plugs 	*129589009100 *BA46.30-P-1003-01C
20	Unscrew banjo bolt (12) of pressure line for ABC from the power steering pump (4)	Seal the connections. Installation: Install new O-ring.	

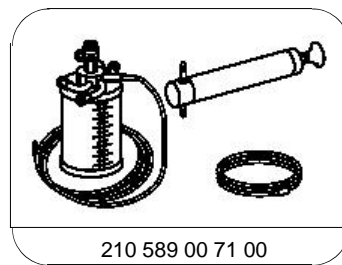
		 Set of plugs	*129589009100 *BA46.30-P-1012-01C
21	Unscrew nut (13) of power steering pump (4)		*BA46.30-P-1011-01C
22	Remove screw (14)		*BA46.30-P-1018-01C
23	Unscrew bolt (15) and remove power steering pump (4) upwards.		*BA46.30-P-1009-01C
24	Install in the reverse order		
25	Fill and bleed active body control (ABC)		AR32.50-P-0021N
26	Fill and bleed power steering pump (4)		AR46.30-P-0010N

 Power steering pump

Number	Designation			Model 215.376/379, 220.176/179 with code 487a
BA46.30-P-1003-01C	High-pressure expansion hose to power steering pump	M14x1.5	Nm	-
		M16x1.5	Nm	40
BA46.30-P-1007-01C	Bolt, belt pulley to power steering pump		Nm	30
BA46.30-P-1009-01C	Bolt, power steering pump to timing case cover		Nm	20
BA46.30-P-1011-01C	Nut, power steering pump to timing case		Nm	20
BA46.30-P-1012-01C	Banjo bolt, high pressure expansion hose (Active Body Control) to power steering pump		Nm	40
BA46.30-P-1018-01C	Bolt, power steering pump to rear of timing case cover		Nm	20



Set of stop plugs



Hand pump