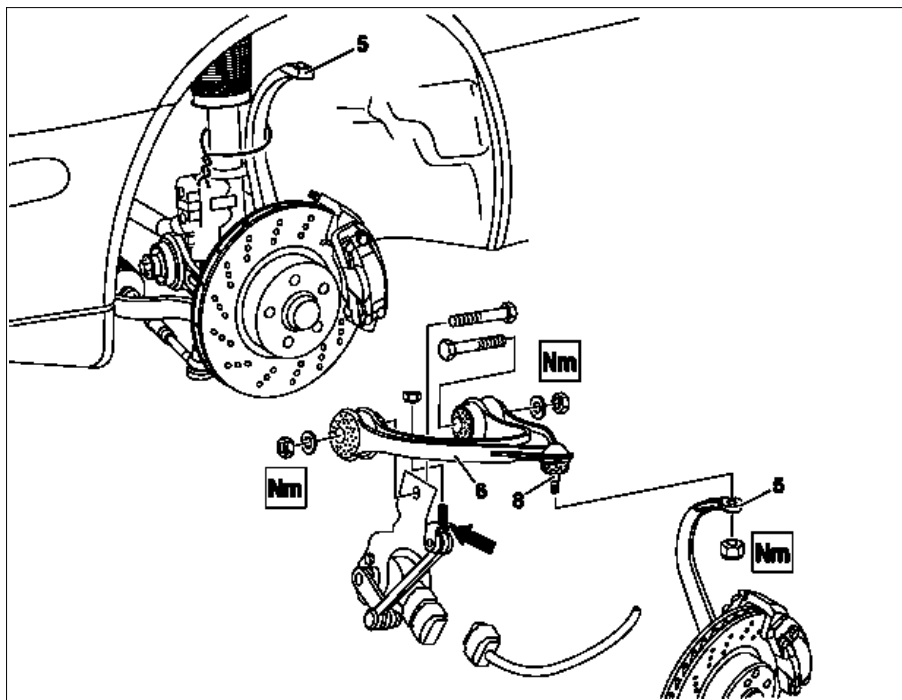


MODEL 215, 220

Shown on model 220 without 4MATIC



P33.20-2026-06

Modification notes

9.8.08	"SWZ 140 589 00 33 00 for prying off upper ball joint" added	Step 3	AR33.20-P-0500-01N
--------	--	--------	--------------------

☒ ☒	Remove/install		
⚠ Danger!	Risk of death caused by vehicle slipping or toppling off of the lifting platform.	Align vehicle between columns of vehicle lift and position four support plates at vehicle lift support points specified by vehicle manufacturer.	AS00.00-Z-0010-01A
⚠	Replace self-locking nuts and bolts.		AH00.00-N-0001-01A
1 AP	Remove front wheel Remove/install wheels, rotate if necessary		AP40.10-P-4050Z
2	Separate plug connection from level sensor.		
3	Detach link rod (arrow) from level sensor on the upper transverse control arm (6)	Nm	*BA82.10-P-1001-01A
4	Press follower joint (8) out of steering knuckle (5)	☒ ☒ ☒ Nm Nm	AR33.20-P-0500-01N *210589046300 *140589003300 *202589023300 *BA33.20-P-1018-01A *BA33.20-P-1007-01F
5	Secure steering knuckle (5) with wire to prevent it from swinging away	Models 215, 220 except 220.08/18 ⚠ Do not stretch the brake hose and cables.	
6	Detach coolant expansion reservoir and put to one side	When removing the right upper transverse control arm ⓘ Do not detach the coolant hoses.	
7	Remove upper control arm (6) from frame	ⓘ Installation: Do not tighten nuts until vehicle is ready to roll. ⓘ Counterhold nut with suitable box wrench. Nm Nm	*BA33.20-P-1007-01A *BA33.20-P-1004-01F
8	Check follower joint	Models 215, 220 except 220.08/18 Model 220.08/18	AR33.20-P-0425I AR33.20-P-0425IW
9	Install in the reverse order		

Nm Wheel location, hub

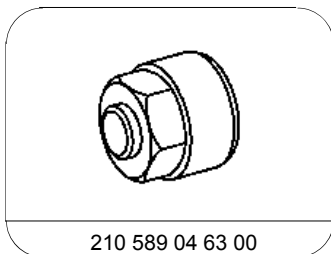
Number	Designation		Model 215
BA33.20-P-1007-01A	Self-locking nut of upper wishbone on front end	Nm	50
BA33.20-P-1018-01A	Self-locking nut, upper wishbone follower joint to steering knuckle	Stage 1	Nm 20
		Stage 2	Δ° 90

Nm Wheel location, hub

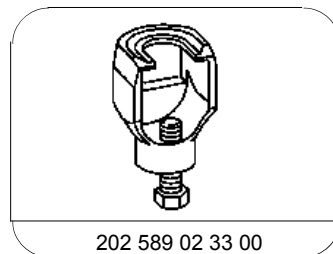
Number	Designation		Model 220 with Code Z07	Model 220 without code Z07 except model 220.08/18/8	Model 220.08/18	Model 220.875/878
BA33.20-P-1004-01F	Self-locking nut of upper wishbone on front end	Nm	50	50	50	50
BA33.20-P-1007-01F	Self-locking nut, upper wishbone follower joint to steering knuckle	Stage 1	Nm 20	20	20	20
		Stage 2	Δ° 90	90	90	90

Nm Front axle level sensor

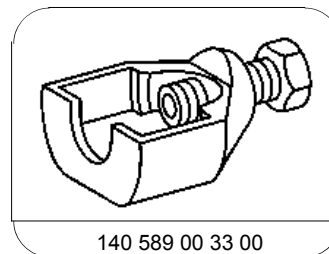
Number	Designation		Model 215	Model 220
BA82.10-P-1001-01A	Nut, level sensor link rod to upper control arm	Nm	10	10



Thrust washer M 10x1.5



Puller



Puller