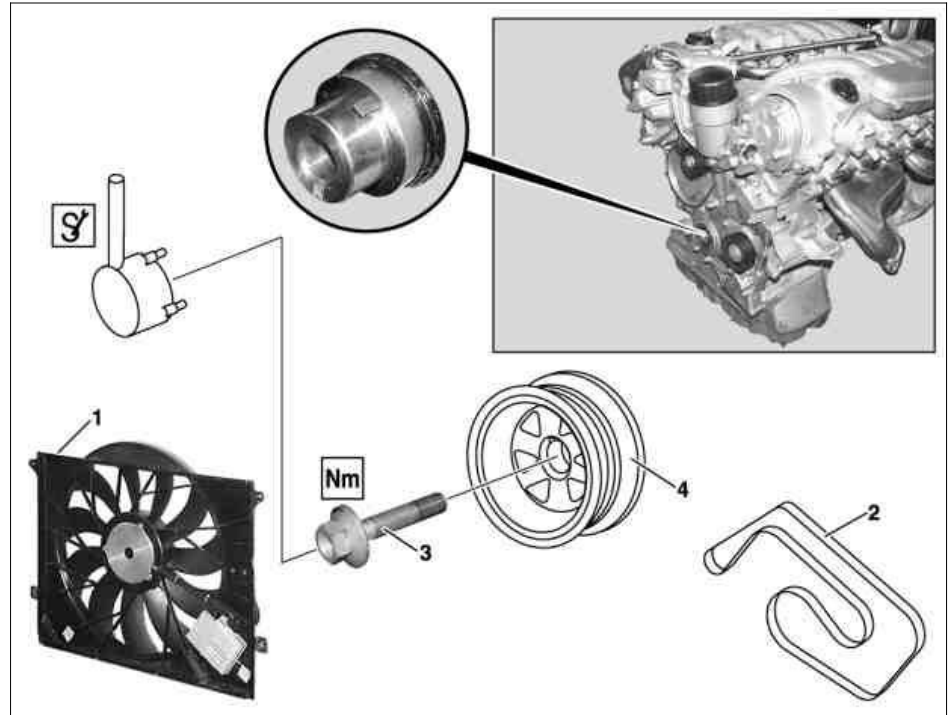


ENGINES 137 in MODEL 215, 220













ENGINES 275 in MODEL 215, 216, 220, 221, 230

Shown on engine 137

- 1 Fan shroud
- 2 Poly-V belt
- 3 Center bolt
- 4 Belt pulley/vibration damper



P03.30-2047-06

|   | Remove/install | | |
|--|---|---|---|
| 1.1 | Remove fan shroud (1) | Model 215, 220 except 215.379, 220.179 Model 230 without code (P99) Special model "AMG Black Series" Model 215.379, 220.179 Model 216, 221 except 216.379, 221.179 Model 216.379, 221.179 | AR20.40-P-6800AC AR20.40-P-6800IM AR20.40-P-6800SZ AR20.40-P-6800SXM |
| 1.2 | Remove fan unit | Model 230 with code (P99) Special model "AMG Black Series" | AR20.40-P-5050RBS |
| 2 | Remove poly-V belt (2) | Model 215, 220, 230 Model 216, 221 | AR13.22-P-1202L AR13.20-P-0001SZ |
| 3 | Remove center bolt (3) | <p> In order to avoid damage to starter ring gear, the center bolt (3) must not be counterheld at starter ring gear (with retaining lock) for disassembly. Using a high torque, counterhold with the counterholder on the spokes of the belt pulley/ vibration damper (4).</p> <p> For better disassembly use the extension. Extension for counterholder</p> <p> Installation: Replace center bolt (3).</p> <p> Engine 137  Engine 275</p> <p></p> | WF58.50-P-0330-02A *BA03.30-P-1001-01D *BA03.30-P-1001-01I *112589004000 |
| 4 | Remove belt pulley/vibration damper (4) | <p> Installation: The installation position is given by feather key.</p> <p> Inspect running surface of hub for signs of wear; if lateral trueness is not correct: ↓ Check belt pulley/vibration damper (4) for lateral trueness.</p> <p>Engine 137 Engine 275</p> <p> </p> | AR03.30-P-1600-01B *BE03.30-P-1001-02A *BE03.30-P-1001-02C *001589532100 *363589022100 |

| | | | |
|---|------------------------------|--|--|
| 5 | Install in the reverse order | | |
|---|------------------------------|--|--|

Belt pulley/vibration damper

| Number | Designation | Engine 275, 285 | | |
|--------------------|--|--------------------|----|-----|
| BE03.30-P-1001-02C | Permissible difference at vibration damper | Radial runout | mm | - |
| | | Lateral trueness | mm | 0.3 |

Belt pulley/vibration damper

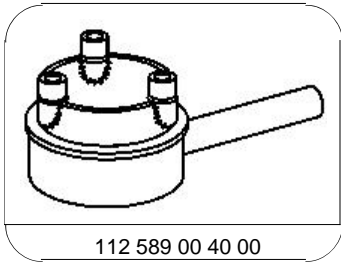
| Number | Designation | Engine 137 | | |
|--------------------|--|------------------|----|-----|
| BE03.30-P-1001-02A | Permissible difference at vibration damper | Radial runout | mm | - |
| | | Lateral trueness | mm | 0.3 |

Flywheel, driven plate, vibration damper, starter ring gear

| Number | Designation | Engine 137 | | |
|--------------------|----------------------------------|---------------|----|-----|
| BA03.30-P-1001-01D | Central bolt to vibration damper | Stage 1 | Nm | 200 |
| | | Stage 2 | ° | 90 |

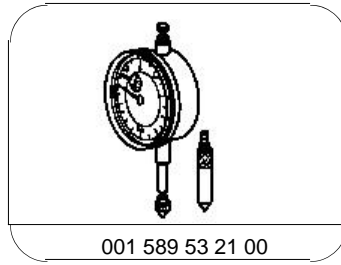
Flywheel, driven plate, vibration damper, starter ring gear

| Number | Designation | Engine 275, 285 | | |
|--------------------|---|--------------------|----|-----|
| BA03.30-P-1001-01I | Central bolt, belt pulley to crankshaft | Stage 1 | Nm | 275 |
| | | Stage 2 | ° | 90 |



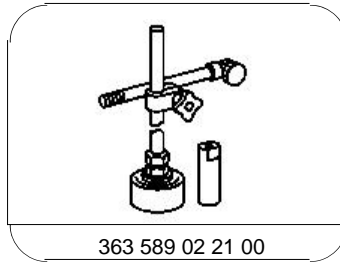
112 589 00 40 00

Counterholder



001 589 53 21 00

Dial indicator



363 589 02 21 00

Dial indicator holder