



Accessories


Installation Instructions Mercedes-Benz V60 adapter with Bluetooth wireless technology

	<p>The Mercedes-Benz approved/ recommended Bluetooth Phones can be utilized inside Mercedes-Benz vehicles.</p> <p>Validity</p> <p>Please contact your Mercedes-Benz Dealer to validate if your vehicle is supported. The vehicles need to have the Mercedes-Benz mobile telephone kit installed and a Mercedes-Benz-approved Bluetooth mobile telephone. Approved mobile telephones are listed and can be purchased on the Internet at www.wireless4mb.com or call 1-800-266-7746 to speak to a wireless activation specialist.</p> <p>Parts included</p> <ol style="list-style-type: none">1. Mercedes-Benz V60 adapter with Bluetooth wireless technology <p>Warning</p> <p>It is not recommended to operate the mobile telephone keypad while driving.</p>
--	--


	<p>Inserting the Mercedes-Benz V60 adapter with Bluetooth</p> <p>Make sure that the starter switch is in</p>
--	---

	<p>position 1, 2 or 3 (see the vehicle Operator's Manual).</p> <p>Insert the Mercedes-Benz V60 adapter with Bluetooth  (1) into the connector (2) to engage it into the cradle (3).</p> <p>Note</p> <p>After the adapter is inserted, the LED button (4) will flash slowly in order to signal that it is ready for pairing. If this does not occur, remove the Mercedes-Benz V60 adapter with Bluetooth  and re-insert it. When the adapter is powered for the first time, the LED (4) will flash fast, indicating that it is in Discovery Mode.</p>
--	---

	<p>Notes</p> <p>The manufacturer reserves the right to change technical details from those shown in the illustrations contained in these installation instructions.</p> <p>These installation instructions also refer to the vehicle Operator's Manual or the COMAND Operator's Manual and mobile telephone manual. Please refer to them for reference.</p> <p>Use of a mobile telephone other than a Mercedes-Benz approved/recommended model may result in improper performance and cannot be supported or serviced by Mercedes-Benz.</p>
--	--

	<p>Pairing the mobile telephone with the Mercedes-Benz V60 adapter with Bluetooth </p> <p>Notes</p>
--	--


Make sure that the starter switch is in position 1, 2 or 3 (see the vehicle Operator's Manual).


In order to be paired, the Mercedes-Benz V60 adapter with Bluetooth  must be connected into the cradle and the LED button (4) must be flashing slowly.

If applicable the keypad lock feature should be disabled on the mobile telephone.


1. Press and hold the LED button (4) for approx. 3 seconds.

The LED button (4) will begin to flash faster.


The Mercedes-Benz V60 adapter with Bluetooth  is now in Discovery Mode and

can be detected by a Bluetooth  mobile telephone.

2. For information on pairing the mobile telephone, see the mobile telephone manual

or visit www.wireless4mb.com for instructions. The Mercedes-Benz V60 adapter with Bluetooth  will appear as "MB

PhoneSystem" on the mobile telephone.

Once the mobile telephone detects the Mercedes-Benz V60 adapter with Bluetooth , the mobile telephone will prompt the user for a Pass-Key.

3. Enter 62872 on the mobile telephone.

Depending on the type of mobile telephone

being used, it may be necessary to confirm a

connection request (see the mobile telephone manual).

The LED button (4) will light up continuously, the mobile telephone is now paired and has

stored its information in the Mercedes-Benz V60 adapter with Bluetooth.

The connection between the mobile telephone and the Mercedes-Benz V60 adapter with Bluetooth is established. The connection is re-established automatically each time the mobile telephone enters into the Mercedes-Benz V60 adapter with Bluetooth range (approx. 30 ft), as long as the mobile telephone is switched on, the Mercedes-Benz V60 adapter with Bluetooth is enabled on the mobile telephone, and the starter switch is in position 1, 2 or 3 (see the vehicle Operator's Manual).

Depending on the type of mobile telephone being used, a message may appear in the mobile telephone's display (see the mobile telephone manual). The mobile telephone will now change to hands-free mode. It is possible to send and receive calls via the hands-free system (see the vehicle Operator's Manual or the COMAND Operator's Manual.)

The Signal Strength indicator shows the status of Mercedes-Benz V60 adapter. This bar display represents the following:

-

1 bar - the Bluetooth connection is active.

-

2 or 3 bars -there is an error in the Bluetooth connection.

- If the mobile telephone is connected via Bluetooth to the Mercedes-Benz V60 adapter with Bluetooth, the telephone home screen will be shown.

- "No service" will be displayed, if there is no access to the network.

Notes

If the pairing process is unsuccessful, remove the Mercedes-Benz V60 adapter with Bluetooth from the cradle (see page 11). Re-insert the Mercedes-Benz V60 adapter with Bluetooth and pair it with the mobile telephone (follow the pairing procedure found on page 4).

A maximum of 2 mobile telephones can be paired with the Mercedes-Benz V60 adapter with Bluetooth. Only one mobile telephone is connected to the Mercedes-Benz V60 adapter with Bluetooth at a time. If a third mobile telephone is going to be paired with the Mercedes-Benz V60 adapter with Bluetooth, then the information from the first mobile telephone paired will be deleted from the Mercedes-Benz V60 adapter with Bluetooth.

The telephone book from the mobile telephone is automatically downloaded after the connection, as long as this feature is supported by the mobile telephone. For more information, go to www.wireless4mb.com on the Internet or any Mercedes-Benz Center. Downloading the telephone book can take several minutes.

The telephone book size will vary between vehicles.

Notes

Once the telephone book has been downloaded any changes made to the mobile telephone's telephone book will not be updated in the vehicle automatically. In order to update the telephone book press the LED button (4) briefly (see page 4).

When using Bluetooth the mobile telephone uses more power. Since the mobile telephone is not being charged the battery should have a sufficient charge.

	<p>Neither SMS messages nor the mobile telephone call-lists can be accessed via the Operating System while the Bluetooth connection is established.</p> <p>The signal strength of the mobile telephone network is not displayed in the Instrument cluster or radio COMAND unit.</p> <p>Not every ring-tone of the mobile telephone is supported by the COMAND or radio.</p> <p>3-way-calling is not supported from the Mercedes-Benz V60 adapter with Bluetooth. An audible peep will notify a waiting call.</p> <p>The Tele Aid System (emergency call system) will continue to function as designed as long as there is a valid service contract.</p> <p>Before making a Tele Aid Call, you should to end a phone call.</p>
--	---

	<p>Connecting the mobile telephone and the Mercedes-Benz V60 adapter with Bluetooth manually</p> <p>The mobile telephone can be used to connect manually to the Mercedes-Benz V60 adapter with Bluetooth (see mobile telephone manual).</p> <p>Notes</p> <p>Before manual connection, the mobile telephone must previously be paired with the Mercedes-Benz V60 adapter with Bluetooth (see pairing procedure on page 4).</p> <p>When within the range (approx. 30 ft.) of the Mercedes-Benz V60 adapter with</p>
--	---

Bluetooth[®], the connection between the mobile telephone and the Mercedes-Benz V60 adapter with Bluetooth[®] remains active. Phone calls made using the mobile telephone or COMAND or radio will use the vehicle's hands-free system. For this reason, the connection between the mobile telephone and the Mercedes-Benz V60 adapter with Bluetooth[®] should be disconnected manually if the mobile telephone is taken out of the vehicle (see page 10).

Connecting the mobile telephone and the Mercedes-Benz V60 adapter with Bluetooth[®] automatically

When the starter switch is in position 1, 2 or 3 (see the vehicle Operator's Manual), a connection between the mobile telephone and the Mercedes-Benz V60 adapter with Bluetooth[®] will be established.

Disconnecting the Bluetooth[®] connection automatically

The connection between the Mercedes-Benz V60 adapter with Bluetooth[®] and the mobile telephone is automatically disconnected when the mobile telephone travels outside of the range (approx. 30 ft) of the Mercedes-Benz V60 adapter with Bluetooth[®].

Disconnecting the Bluetooth[®] connection manually

The connection between the mobile telephone and the Mercedes-Benz V60 adapter with Bluetooth[®] can be disconnected manually from the mobile telephone (see the mobile telephone manual).

Errors

If the LED button (4) flashes very rapidly

make sure the LED button (4) is not stuck in the Mercedes-Benz V60 adapter with Bluetooth.

If the LED button (4) continues flashing very rapidly or if the connection between the mobile telephone and the Mercedes-Benz V60 adapter with Bluetooth is malfunctioning, then disconnect the connection manually (see page 10) and reestablish the connection manually (see page 10). If this does not correct the problem, please consult a Mercedes-Benz Center or call 1-800-266-7746 to speak to a wireless activation specialist..

Removing the Mercedes-Benz V60 adapter with Bluetooth

Press the release latch (5) and remove the Mercedes-Benz V60 adapter with Bluetooth (1) from the cradle (3).

Note

The Mercedes-Benz V60 adapter with Bluetooth is designed for permanent use in the vehicle and should only be removed during troubleshooting.

Appendix

LED status	adapter status
lit continuously	Mobile telephone connected (see page 5)
slow flashing	No paired mobile telephone detected (see page 3)
fast flashing	Discover Mode (see page 4)
very rapidly flashing	Stuck LED button or fail state (see page 11)

Note

This device complies with part 15 of the FCC Rules. Operation is subject to the following two conditions:

- This device may not cause harmful interference.
- This device must accept any interference received, including interference that may cause undesired operation.

Limitations

Cars with Audio 30 and COMAND (only M-Class vehicles, W 164):

After a Tele Aid Call you need initiate once a call from the handset or wait for an incoming call.

◆ 2005, Mercedes-Benz Accessories GmbH
Not to be reprinted, translated or otherwise reproduced, either wholly or in part.
Mercedes-Benz Accessories GmbH,
Stuttgart ◆ A DaimlerChrysler AG Company
12/05