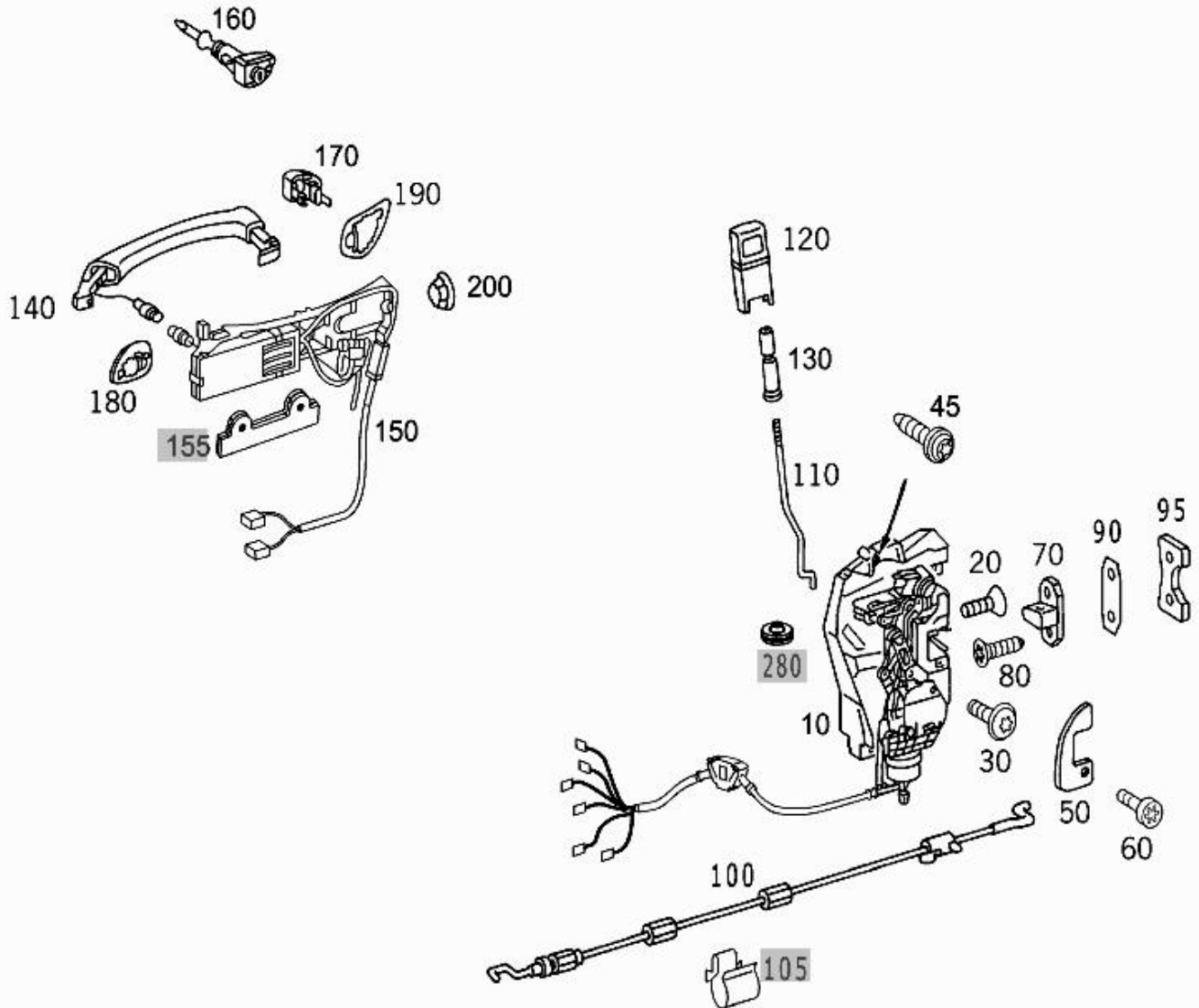


- Picture -



















Mode	MD mode	Mod. des. overview	S-SEDAN LONG WHEELBASE USA
FIN/MD	WDB 2201751A408045	Catalog	65T
VIN	WDBNG75J84A408045	Major assembly:	
Sales designation	S 500	Major assembly MD	
Assortment class	Car	Group	72 - FRONT DOORS
Market	North America	Subgroup	030 - CLOSING SYSTEM
Picture number	B72030000193.120612		



- Parts list -

Mode	MD mode	Mod. des. overview	S-SEDAN LONG WHEELBASE USA
FIN/MD	WDB 2201751A408045	Catalog	65T
VIN	WDBNG75J84A408045	Major assembly:	
Sales designation	S 500	Major assembly MD	
Assortment class	Car	Group	72 - FRONT DOORS
Market	North America	Subgroup	030 - CLOSING SYSTEM

Item no.	Part number	Designation/description	Quantity	Version
10	A 220 720 69 35	LOCK LEFT Code: 883 [005] From Chassis: A 191481 From Date: 30/06/2001 E...	001	L
10	A 220 720 72 35	LOCK RIGHT Code: 883 [005] From Chassis: A 191481 From Date: 30/06/2001 E...	001	L
20	A 140 984 30 29	BOLT DOOR LOCK AT DOOR, LEFT M6X14	002	
20	A 140 984 30 29	BOLT DOOR LOCK TO DOOR M6X14	002	
30	A 000 984 35 29	BOLT DOOR LOCK TO DOOR M6X10	001	
45	A 001 984 64 29	HEXALOBULAR BOLT MOUNTING LOCK COVERING M5X16	002	
50	A 220 723 09 24 8J12	EDGING LEFT DOOR LOCK [012, 901] Color footnote	001	
50	A 220 723 10 24 8J12	EDGING RIGHT DOOR LOCK [012, 901] Color footnote	001	
60	N 000000 001552	HEXALOBULAR BOLT EDGING TO DOOR LOCK M4X16	002	
70	A 220 720 00 04	LOCKING EYE LEFT	001	
70	A 220 720 00 04	LOCKING EYE RIGHT	001	
80	A 140 984 04 29	BOLT LOCKING EYE TO CENTRAL PILLAR M8X25	004	
90	A 140 723 02 11	PLATE LOCKING EYE TO CENTRAL PILLAR	NB	
95	A 201 723 00 11	THREADED PLATE LOCKING EYE TO CENTRAL PILLAR	002	
100	A 220 760 04 04	BOWDEN CABLE INTERIOR HANDLE ASSEMBLY [014] From Chassis: A 265054 From Date: 30/09/2002 E...	002	
110	A 220 723 05 39	LOCKING ROD DOOR LOCKING DEVICE,LEFT	001	
110	A 220 723 06 39	LOCKING ROD DOOR LOCKING DEVICE,RIGHT	001	
120	A 140 760 02 41 8J06	LOCKING KNOB DOOR LOCKING MECHANISM Code: 494 [902] Color footnote	002	
130	A 140 766 01 38	BUSHING LEFT Code: 494	001	
130	A 140 766 01 38	BUSHING Code: 494	001	
140	A 220 760 11 70 9189	HANDLE LEFT [903] Color footnote	001	

140	A 220 760 11 70 9999	HANDLE LEFT  [904] Color footnote	001	
140	A 220 760 12 70 9189	HANDLE RIGHT  [903] Color footnote	001	
140	A 220 760 12 70 9999	HANDLE RIGHT  [904] Color footnote	001	
150	A 220 760 03 34	BEARING CLAMP LEFT	001	
150	A 220 760 04 34	BEARING CLAMP RIGHT	001	
160	A 220 760 01 77 9189	LOCK CYLINDER GUIDE (INFRARED RECEIVER) LEFT, WITH LOCK CYLINDER  [429, 015, 016, 908] Color footnote	001	L
160	A 220 760 01 77 9189	LOCK CYLINDER GUIDE (INFRARED RECEIVER) LEFT, WITH LOCK CYLINDER  [429, 015, 016, 909] Color footnote	001	L
160	A 220 760 01 77 9189	LOCK CYLINDER GUIDE (INFRARED RECEIVER) LEFT, WITH LOCK CYLINDER  [429, 015, 016, 910] Color footnote	001	L
160	A 220 760 01 77 9999	LOCK CYLINDER GUIDE (INFRARED RECEIVER) LEFT, WITH LOCK CYLINDER  [429, 015, 016, 911] Color footnote	001	L
160	A 220 760 01 77 9999	LOCK CYLINDER GUIDE (INFRARED RECEIVER) LEFT, WITH LOCK CYLINDER  [429, 015, 016, 906] Color footnote	001	L
160	A 220 760 01 77 9189	LOCK CYLINDER GUIDE (INFRARED RECEIVER) LEFT, WITH LOCK CYLINDER  [429, 015, 016, 903] Color footnote	001	L
160	A 220 760 01 77 9999	LOCK CYLINDER GUIDE (INFRARED RECEIVER) LEFT, WITH LOCK CYLINDER  [429, 015, 016, 904] Color footnote	001	L
170	A 220 760 04 77 9189	GUIDE (INFRARED RECEIVER),RIGHT  [017, 429, 908] Color footnote	001	L
170	A 220 760 04 77 9999	GUIDE (INFRARED RECEIVER),RIGHT  [017, 429, 912] Color footnote	001	L
170	A 220 760 04 77 9189	GUIDE (INFRARED RECEIVER),RIGHT  [017, 429, 909] Color footnote	001	L
170	A 220 760 04 77 9189	GUIDE (INFRARED RECEIVER),RIGHT  [017, 429, 910] Color footnote	001	L
170	A 220 760 04 77 9999	GUIDE (INFRARED RECEIVER),RIGHT  [017, 429, 911] Color footnote	001	L
170	A 220 760 04 77 9999	GUIDE (INFRARED RECEIVER),RIGHT  [017, 429, 906] Color footnote	001	L
170	A 220 760 04 77 9189	GUIDE (INFRARED RECEIVER),RIGHT  [017, 429, 903] Color footnote	001	L
170	A 220 760 04 77 9999	GUIDE (INFRARED RECEIVER),RIGHT  [017, 429, 904] Color footnote	001	L
180	A 220 766 03 05	PAD FRONT LEFT	001	
180	A 220 766 04 05	PAD FRONT RIGHT	001	
190	A 220 766 05 05	PAD REAR LEFT	001	

190	A 220 766 06 05	PAD REAR RIGHT	001	
200	A 000 997 32 20	EXPANSION PLUG LEFT	001	
200	A 000 997 32 20	EXPANSION PLUG RIGHT	001	
210	A 000 905 00 39	WORKSHOP KEY WORKSHOP CODE; PROGRAMMED [019, 429, 020, 021, 016] I	001	
210	A 000 905 00 39	WORKSHOP KEY WORKSHOP KEY; NOT PROGRAMMED ES2: 9999 [429, 016] THEFT-RELEVANT PART	001	
220	A 211 766 77 06	KEY ELECTRONIC, PROGRAMMED Code: 494/763 [429, 020, 021, 016, 027] THEFT-RELEVANT PART	002	
220	A 211 766 77 06	KEY ELECTRONIC, NOT PROGRAMMED ES2: 9999 Code: 494/763 [429, 016, 027] THEFT-RELEVANT PART	002	
226	A 210 766 02 35	. CAP Code: 494	002	
230	A 203 766 01 06	KEY [028, 429, 016] From Chassis: A 234390 From Date: 30/06/2001	002	
235	A 203 766 50 06	KEY ONLY FOR DESIGN KEY Code: -889 [429, 016] THEFT-RELEVANT PART	002	
235	A 212 760 19 06	MASTER KEY [429, 016] THEFT-RELEVANT PART	002	
240	A 203 766 49 06	KEY ELECTRONIC; NOT PROGRAMMED (EMERGENCY KEY) ES2:9999 Code: -889+494/-889+761 [429] THEFT-RELEVANT PART	001	
240	A 203 766 49 06	KEY ELECTRONIC; PROGRAMMED (EMERGENCY KEY) Code: -889+494/-889+761 [429, 020, 021, 016] THEFT-RELEVANT PART	001	
250	A 208 766 17 06	MASTER KEY (EMERGENCY KEY) [429, 622, 016] THEFT-RELEVANT PART	001	
260	A 000 828 03 88	BATTERY UNIT INFRARED TRANSMITTER 3V, CR2025	001	
270	A 220 890 43 67 9189	OUTFIT (LOCK,KEY,HANDLE) [014, 429, 034, 903] Color footnote	001	L
270	A 220 890 43 67 9999	OUTFIT (LOCK,KEY,HANDLE) [014, 429, 034, 904] Color footnote	001	L