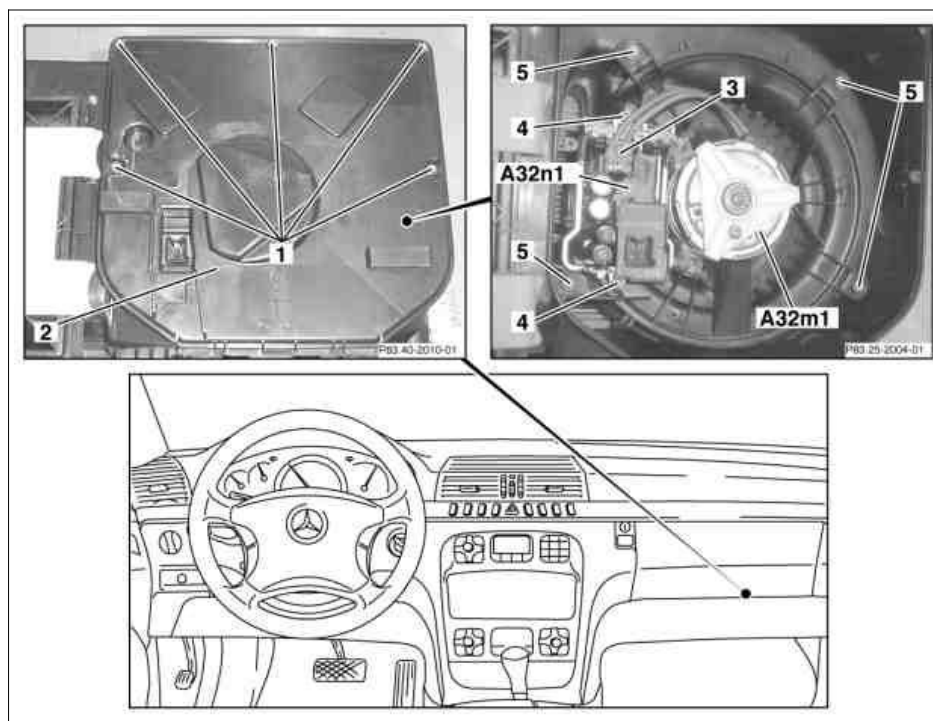





MODEL 215, 220

- 1 Screw
- 2 Cover
- 3 Blower regulator connector
- 4 Screw
- 5 Screw
- A32m1 Blower motor
- A32n1 Blower regulator



P83.25-2005-06

 	Removal, installation		
1	Remove cover below instrument panel on right	Model 215	AR68.10-P-1520N
		Model 220	AR68.10-P-1520M
2	Disconnect blower connector		
3	Unscrew screws (1)		
4	Remove cover (2)		
5	Disconnect connector from blower regulator (3)		
6	Unscrew screws (4)		
7	Remove blower regulator (A32n1)		
8	Unscrew screws (5)		
9	Remove blower motor (A32m1)	 Do not lay blower motor (A32m1) down on impeller	
10	Install in opposite order		