





- Parts list -

Mode	MD mode	Mod. des. overview	E SEDAN
FIN/MD	WDB 2100622B232815	Catalog	66G -Model year code 800/801/802/803
VIN		Major assembly:	
Sales designation	E 240	Major assembly MD	
Assortment class	Car	Group	54 - ELECTRICAL EQUIPMENT AND INSTRUMENTS
Market	Europe	Subgroup	121 - ENGINE CABLE HARNESS,BODY MOUNTED

Item no.	Part number	Designation/description	Quantity	Version
5	A 210 546 01 37	COVER AT PARTITION PANEL	001	R
100	A 210 540 97 06	WIRING HARNESS ENGINE CABLE HARNESS,BODY MOUNTED [022, 023, 058, 059] From Chassis: B 040000 From Date: ...	001	R
105	A 011 545 01 28	COUPLING, ELECTRICAL BLINKER LIGHT 2-PIN RK4	002	
105	A 011 545 01 28	COUPLING, ELECTRICAL CIRCULATION PUMP 2-PIN RK4	001	
110	A 003 545 26 26	CONTACT SOCKET AS REQUIRED 0.35-4.0 MM2 RK4;4.0 MM2	NB	
115	A 210 545 67 28	PLUG LIGHTING UNIT 4-PIN	002	
120	A 034 545 93 28	PLUG SUCTION COOLING FAN 7-PIN	001	
120	A 000 545 60 80	BLIND PLUG BLIND PLUG TO 034 545 93 28	NB	
120	A 000 545 28 39	CORE BUNDLE SEALING SINGLE-WIRE SEAL 0.5-1.0 MM;TO 034 545 93 28	NB	
125	A 005 545 66 26	RECEPTACLE HOUSING SENSOR,REFRIGERANT PRESSURE 3-PIN JPT	001	
130	A 033 545 02 28	RECEPTACLE HOUSING WINDSHIELD WASHING PUMP 2-PIN JPT	001	
135	A 005 545 54 26	RECEPTACLE HOUSING CHANGE-OVER VALVE ACTIVATED CHARCOAL FILTER	001	
140	A 000 540 27 05	ELECTRICAL LINE 1.00 MM2 JPT [044] CONNECTORS MUST ALSO BE ORDERED IN ACC. WITH THE TOTAL...	NB	
140	A 000 540 28 05	ELECTRICAL LINE 2.5 MM2 JPT [044] CONNECTORS MUST ALSO BE ORDERED IN ACC. WITH THE TOTAL...	NB	
142	A 000 540 37 05	ELECTRICAL LINE AS REQUIRED 6.0 MM2 LSK8 AG	NB	
145	A 210 540 20 81	RECEPTACLE HOUSING OUTBOARD TEMPERATURE INDICATOR 2-PIN MQS	001	
145	A 210 540 20 81	RECEPTACLE HOUSING COOLANT TEMPERATURER SENSOR 2-PIN MQS	001	
145	A 210 540 20 81	RECEPTACLE HOUSING CONTROL UNIT 2-PIN MQS;ZUHEIZER	001	
145	A 210 540 20 81	RECEPTACLE HOUSING CHARGE AIR TEMPERATURE SENSOR 2-PIN MQS	001	
150	A 168 540 01 81	CLUTCH PRESSURE CONVERTER EXHAUST GAS RECIRCULATION 2 PIN MQS	001	
155	A 210 540 21 81	CLUTCH PREGLOW OUTPUT 3-PIN MQS	001	
160	A 008 545 63 26	CONTACT SOCKET 0.5-0.75 MM2 MQS	NB	
165	A 000 545 68 80	SEAL 0.9-1.4 MM	002	
170	A 008 545 08 28	RECEPTACLE HOUSING ADDITIONAL FAN 2-PIN RK4	001	
170	A 008 545 08 28	RECEPTACLE HOUSING WINDSHIELD WASHER WATER LEVEL 2-PIN RK4	001	

170	A 008 545 08 28	. RECEPTACLE HOUSING BRAKE FLUID CONTROL 2-PIN RK4	001
170	A 008 545 08 28	. RECEPTACLE HOUSING COOLING WATER LEVEL INDICATOR 2-PIN RK4	001
170	A 008 545 11 28	. CAP 2-PIN RK4.;TO 008 545 08 28	004
175	A 023 545 16 28	. RECEPTACLE HOUSING DUO-WATER VALVE 3-PIN	001
180	A 001 545 44 26	. CONTACT SOCKET 0.35-6.0 MM2 RK4.0;4.0 MM2	NB
185	A 018 545 38 28	. RECEPTACLE HOUSING FOGLIGHT 2-PIN	002
190	A 014 545 01 28	. RECEPTACLE HOUSING WINDSHIELD WASHER NOZZLE HEATING 2-PIN	001
195	A 002 545 99 26	. CONTACT SOCKET 0.35-2.5 MM2 RK2.5	NB
200	A 210 540 36 81	. CLUTCH PEDAL VALUE SENSOR 6-PIN MQS	001
205	A 000 545 69 80	. SEAL 1.4-1.9 MM	NB
210	A 210 540 43 81	. RECEPTACLE HOUSING POLLUTANT SENSOR 4-PIN MQS	001
215	A 000 540 26 05	. ELECTRICAL LINE 0.75 MM2 MQS  [044] CONNECTORS MUST ALSO BE ORDERED IN ACC. WITH THE TOTAL...	NB
220	A 202 540 71 81	. CLUTCH REFRIGERANT COMPRESSOR 1-PIN	001
225	A 000 540 34 05	. LINE 4.0 MM2  [044] CONNECTORS MUST ALSO BE ORDERED IN ACC. WITH THE TOTAL...	001
230	A 001 540 24 81	. PLUG OXYGEN SENSOR	001
230	A 000 545 71 80	. GASKET 1.1-2.1 MM;TO 001 540 24 81	004
235	A 000 540 42 05	. ELECTRICAL LINE 1.0 MM2 LKS 1.5  [044] CONNECTORS MUST ALSO BE ORDERED IN ACC. WITH THE TOTAL...	NB
240	A 140 545 00 26	. SOCKET DIAGNOSIS BOX 22-PIN	001
245	A 003 545 48 26	. ROUND SOCKET 0.35-1.0 MM2 RK1.0	NB
250	A 028 545 84 28	. RECEPTACLE HOUSING CONTROL UNIT 4-PIN MQS;SAM	001
255	A 030 545 28 28	. PLUG CONTROL UNIT 2-PIN MQS;SAM, EINPOLIG	001
260	A 001 545 59 40	. CONTACT CARRIER AIRBAG, PASSENGER SIDE 10-PIN MQS	001
260	A 000 545 93 03	. CAP LOCKING MECHANISM TO 001 545 59 40	001
260	A 000 545 46 30	. HOUSING CONTACT CARRIER 10-PIN MQS;TO 001 545 59 40	001
265	A 210 545 14 28	. CLUTCH INSTRUMENT CLUSTER 12-PIN	001
270	A 210 545 34 28	. RECEPTACLE HOUSING INSTRUMENT CLUSTER 2-PIN	001
275	A 001 545 77 40	. RECEPTACLE HOUSING ENGINE CONTROL MODULE 40-PIN; MQS;COD. A	001
275	A 001 545 78 40	. RECEPTACLE HOUSING ENGINE CONTROL MODULE 40-PIN;COD. B	001
275	A 001 545 10 03	. CAP PIN BUSHING HOUSING TO 001 545 77 40	001
275	A 210 545 07 30	. HOUSING WITH LEVER TO 001 545 77 40	001
280	A 000 540 46 05	. ELECTRICAL LINE 0.75 MM2 MQS SN  [044] CONNECTORS MUST ALSO BE ORDERED IN ACC. WITH THE TOTAL...	NB
285	A 210 545 42 28	. RECEPTACLE HOUSING AIRBAG, PASSENGER SIDE 5-PIN JPT	001
290	A 210 545 56 28	. CLUTCH LIGHT SWITCH MODULE 21-PIN	001
290	A 000 545 66 83	. CAP TO 210 545 56 28	001

295	A 001 545 85 40	. RECEPTACLE HOUSING ENGINE CONTROL MODULE 8-PIN; JPT	001
295	A 210 545 01 30	. CAP TO 001 545 85 40	001
300	A 168 545 06 28	. PLUG HOUSING CONTROL UNIT 9-PIN JPT;COMMON RAIL	001
305	A 011 545 81 26	. CONTACT SPRING 0.5-1.0 MM2 JPT	NB
305	A 004 545 53 26	. CONTACT SPRING 1.5-2.5 MM2 JPT	NB
330	A 168 545 36 28	. RECEPTACLE HOUSING BRAKE VACUUM PUMP CONTROL MODULE 2-PIN SLK2.8	001
345	A 000 546 83 40	. RECEPTACLE HORN 0.5-1.0 MM2 FF6.3	004
350	A 000 546 11 45	. INSULATING SLEEVE HORN FF6.3	004
360	A 031 545 55 28	. PLUG HOUSING FAN MOTOR 2-PIN LSK8;N4/3	001
370	A 000 540 37 05	. ELECTRICAL LINE 6.0 MM2 LSK8 AG  [044] CONNECTORS MUST ALSO BE ORDERED IN ACC. WITH THE TOTAL...	NB
380	A 168 545 30 28	. RECEPTACLE HOUSING ALTERNATOR 2-PIN COD.B;SLK2.8	001
385	A 220 545 04 29	. PLUG BRAKE VACUUM PUMP CONTROL MODULE 5-PIN SKL2.8	001
395	A 163 545 44 28	. PLUG BRAKE VACUUM PUMP CONTROL MODULE 2-PIN	001
400	A 009 545 82 26	. CONTACT SOCKET 1.5-2.5 MM2 SLK2.8	NB
400	A 001 545 30 80	. GASKET 1.5-2.5 MM2	NB
410	A 009 545 81 26	. CONTACT SOCKET 0.75-1.0 MM2 SLK2.8	NB
410	A 000 545 71 80	. GASKET 1.1-2.1 MM	NB