











## Models 221 and 216 (S-Class and CL-Class)



### Reset Service Indicator

1. Insert key into ignition, switch to position "1". The mileage counter has to be displayed.
2. Press and hold  and within 1 second press  and hold both for 5 seconds. The shop menu is displayed.
3. Press  repeatedly until "Assyst Plus" is highlighted and confirm with .
4. Press  until "Service carried out" is highlighted. Confirm with .
5. Press  to select "Service due". Confirm with .
6. Press  to select "Full Service". Confirm with .