

**Document number:** pe46.10-p-2101-97saa  
**Document title:** Wiring diagram for steering column module control unit

**Code:** **Designation:** **Position:**

A0	Color code key	80L
A45	Fanfare horns and airbag clock spring contact	14D
A45	Fanfare horns and airbag clock spring contact	24D
A45	Fanfare horns and airbag clock spring contact	45D
A74	Steering wheel heater electronics	24L
CAN E	Chassis CAN	8K
M99	Steering wheel vibration motor	50L
N10/1	Front SAM control unit with fuse and relay module	3L
N10/1	Front SAM control unit with fuse and relay module	19L
N10/1	Front SAM control unit with fuse and relay module	40L
N135	Steering wheel electronics	49E
N135	Steering wheel electronics	55E
N135	Steering wheel electronics	35F
N135	Steering wheel electronics	31F
N135	Steering wheel electronics	26F
N135	Steering wheel electronics	59E
N2/7	Restraint systems control unit	12L
N49	Steering angle sensor	66D
N80	Steering column module	4A
N80	Steering column module	73A
N80	Steering column module	12A
N80	Steering column module	20A
N80	Steering column module	28A
N80	Steering column module	35A
N80	Steering column module	45A
N80	Steering column module	53A
N80	Steering column module	61A
N80	Steering column module	69A
R12/13	Driver airbag ignition squib 1	16K
R12/13	Driver airbag ignition squib 1	16K
R12/14	Driver airbag ignition squib 2	15K
R12/14	Driver airbag ignition squib 2	15K
R22/4	Steering wheel heater	22L
R22/4	Steering wheel heater	42L
R22/4	Steering wheel heater	48L
R22/4b1	Heater coil temperature sensor	48L
R22/4b1	Heater coil temperature sensor	
R22/4r1	Heater coil	22L
R22/4r1	Heater coil	43L

**Document number:** pe46.10-p-2101-97saa  
**Document title:** Wiring diagram for steering column module control unit

**Position:**

**Code:**

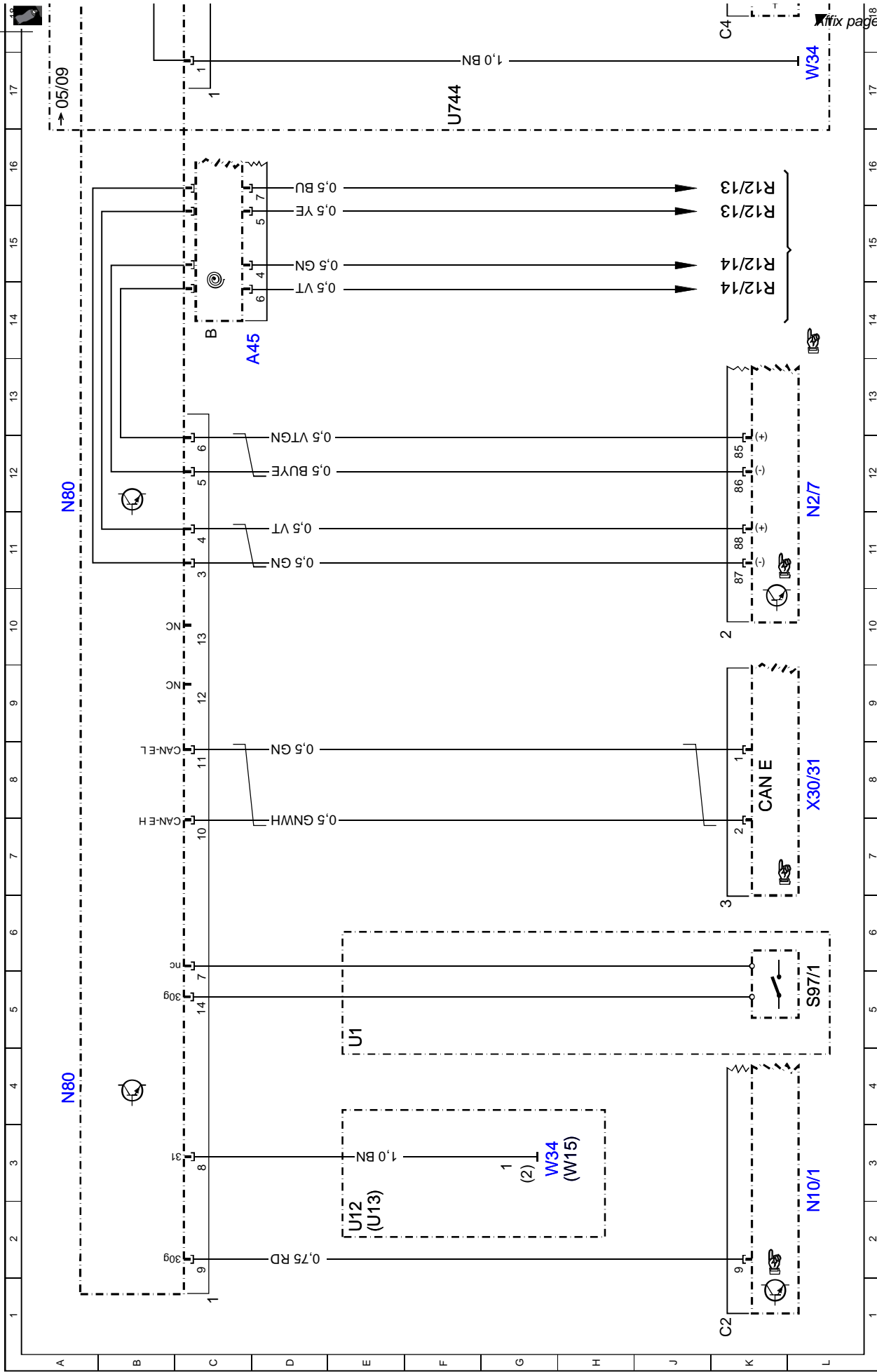
Code	Designation	Position
S110	Left multifunction steering wheel button group	30L
S110	Left multifunction steering wheel button group	26L
S110	Left multifunction steering wheel button group	55L
S110/1	Steering wheel gear shifter MINUS	53L
S110/2	Left steering wheel gear shifter	34L
S110s1	Scroll forward/back button	29L
S110s1	Scroll forward/back button	55L
S110s1	Scroll forward/back button	55J
S110s1	Scroll forward/back button	58L
S110s1	Scroll forward/back button	58J
S110s3	System selection button	31L
S110s3	System selection button	54K
S110s3	System selection button	56K
S110s3	System selection button	57K
S110s3	System selection button	59K
S110s4	"Back" and SBS off button	30L
S110s4	"Back" and SBS off button	56L
S110s4	"Back" and SBS off button	59L
S110s5	Fanfare horn system button	27L
S110s5	Fanfare horn system button	56J
S110s5	Fanfare horn system button	59J
S110s6	Fanfare horn system button	55K
S110s6	OK button	58K
S111	Right multifunction steering wheel button group	32L
S111	Right multifunction steering wheel button group	28L
S111	Right multifunction steering wheel button group	58L
S111/1	Steering wheel gear shifter PLUS	52L
S111/2	Right steering wheel gear shifter	35L
S111s1	Buttons + and - for setting specific functions and volume control	31L
S111s3	Accept/terminate phone call button	33L
S111s4	VCS [SBS] on button	32L
S111s5	Fanfare horn system button	28L
S16/13	Gear selector switch DIRECT SELECT	73D
S4	Combination switch	61D
S40	CC [TPM] switch	69D
S40r1	DTR distance potentiometer	72D
S40s1	Resume from memory	68D
S40s2	Decelerate and set	68D
S40s3	Accelerate and set	69D

**Document number:** pe46.10-p-2101-97saa

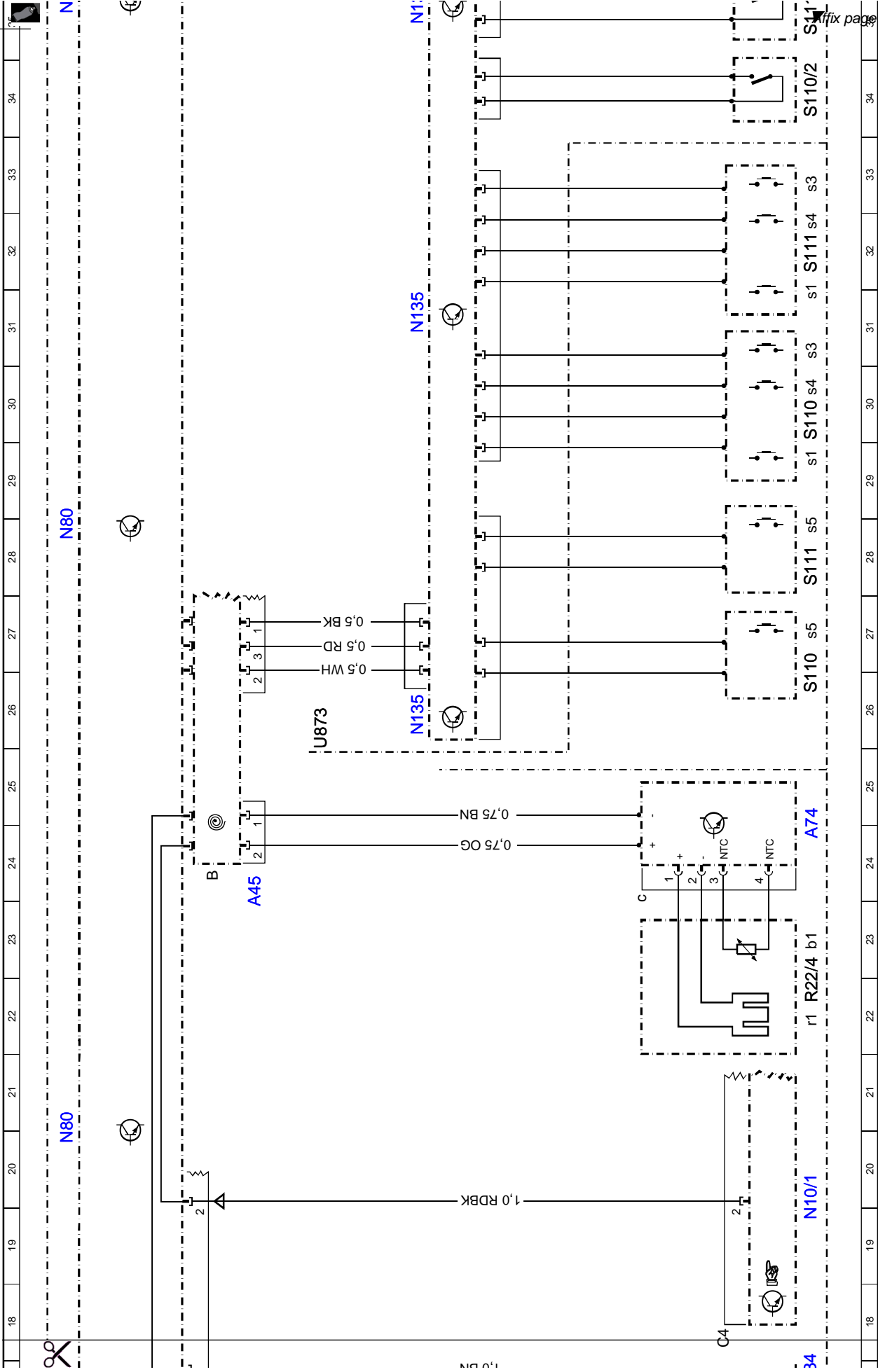
**Document title:** Wiring diagram for steering column module control unit

**Code:**                    **Designation:**                    **Position:**

S40s4	Off	71D
S40s5	Control contact	71D
S40s6	Variable speed	70D
S40v1	Yellow LED, variable speed limiter	70D
S4s1	Left and right turn signal switch	60D
S4s2	Headlamp flasher/high beam switch	60D
S4s3	Low beam switch	61D
S4s4	Windshield washer system switch	61D
S4s5	Wipe switch	62D
S59	Steering column adjustment switch	63D
S59/1	Steering column adjustment/steering wheel heater switch	63D
S59/1e1	Steering wheel heater function indicator lamp	64D
S59/1s1	Steering column adjustment raise/lower, forward/back switch	63D
S59/1s2	Steering wheel heater switch	64D
S97/1	Steering column adjustment lock indicator switch	5L
U1	Valid for {{USA}}	5E
U12	Valid for left-hand drive vehicles	2E
U12	Valid for left-hand drive vehicles	36F
U13	Valid for right-hand drive vehicles	2E
U13	Valid for right-hand drive vehicles	36F
U2	Valid for all except{{USA}}	70A
U34	Valid for automatic lane recognition	49G
U504	Valid for DTR	71A
U73	Valid for ESC [ELV]	62A
U744	Valid for steering wheel heater	62A
U744	Valid for steering wheel heater	17F
U744	Valid for steering wheel heater	36D
U873	Valid for steering wheel gear shift	26E
U873	Valid for steering wheel gear shift	51G
W15	Power ground (electronics)	3H
W15	Power ground (electronics)	37L
W34	Ground (left footwell)	3H
W34	Ground (left footwell)	17L
W34	Ground (left footwell)	37L
X30/31	Chassis CAN/cockpit voltage distributor connector	8L

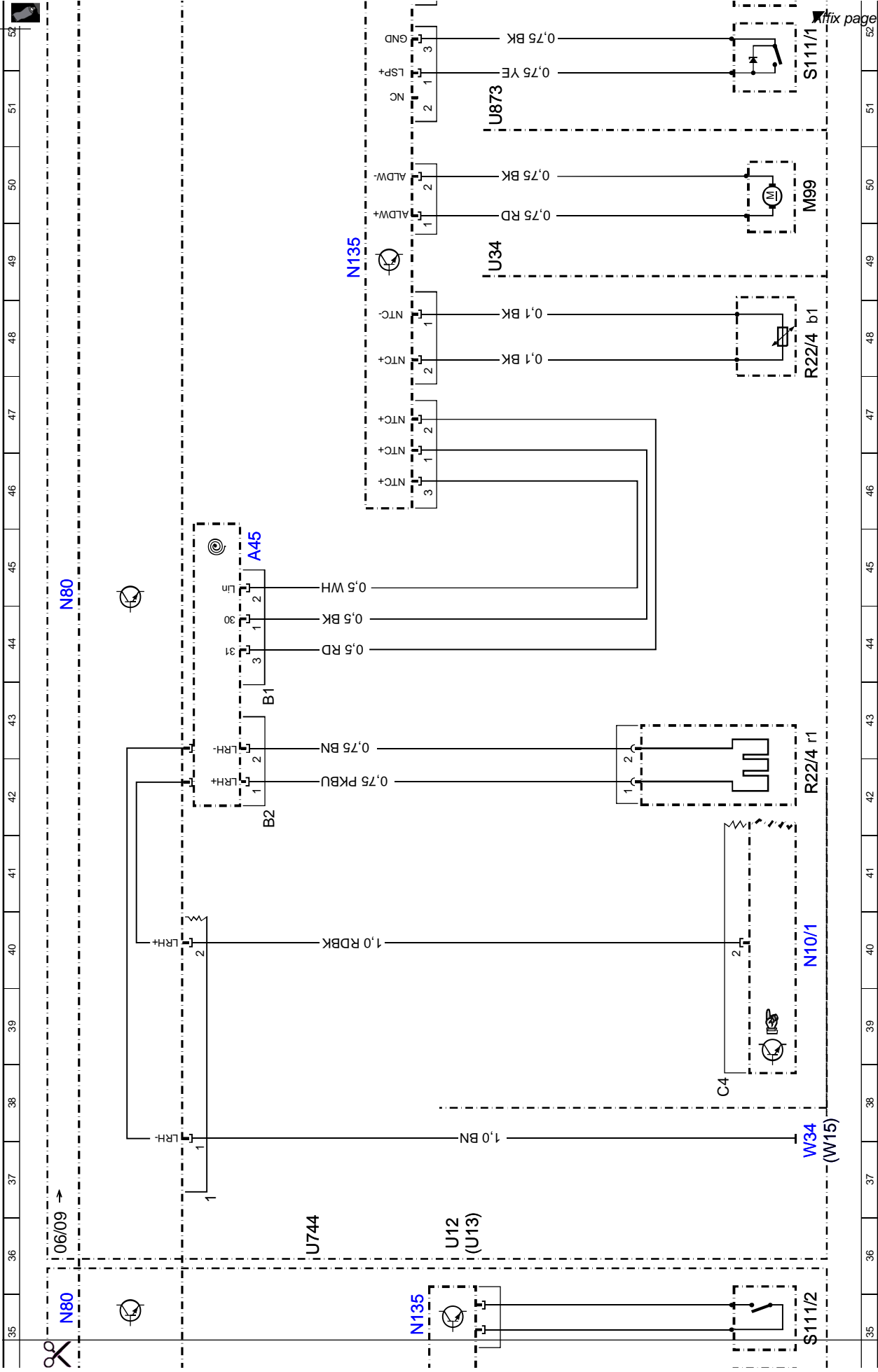


fix page 2 here



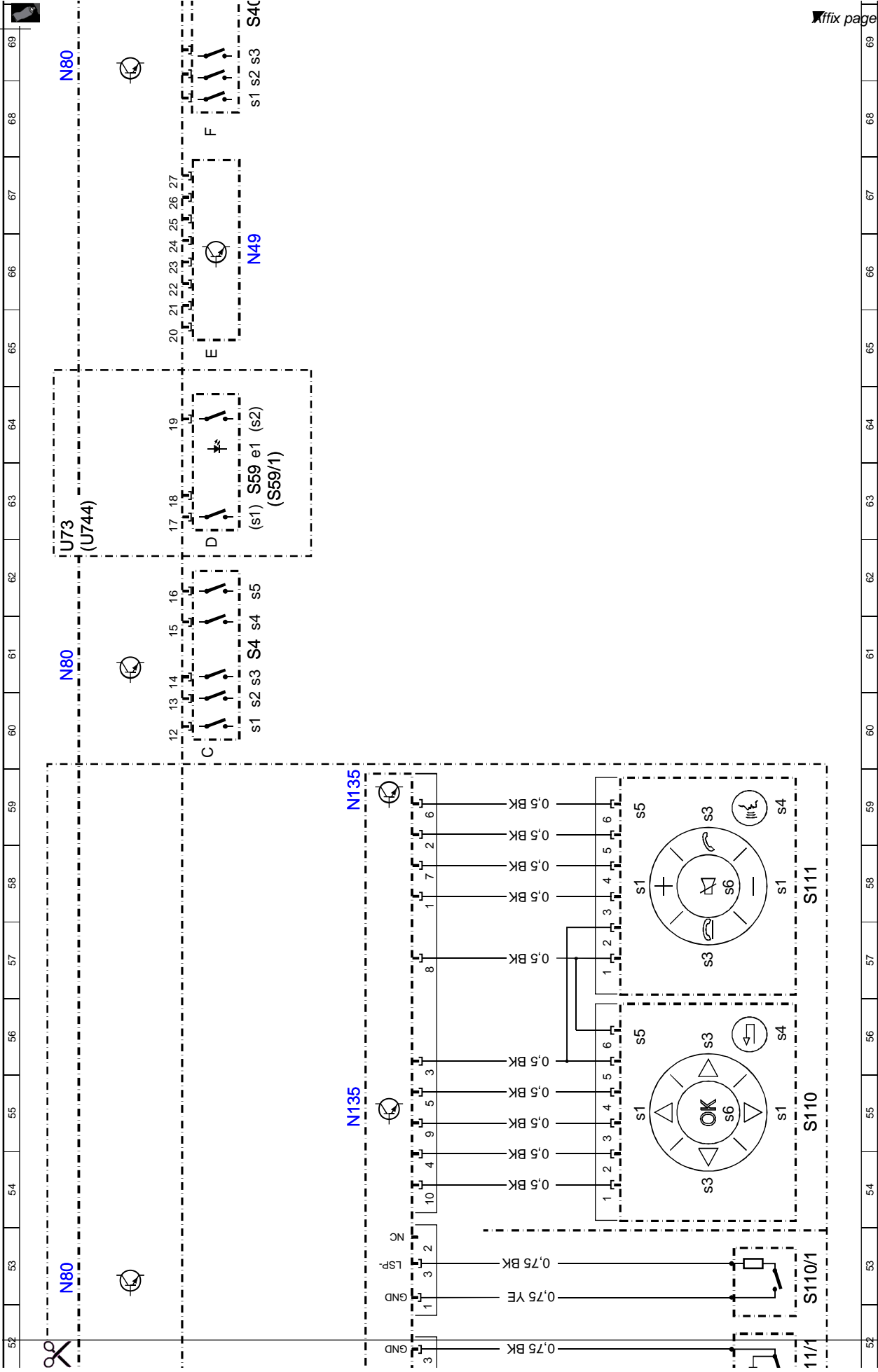
fix page 3 here

Cut here



fix page 4 here

Cut here



fix page 5 here

Cut here

