

Document Page width Continuous document Validity off Page 1 of 3


Document Picture Operation steps

<b>GF54.15-P-0800LE</b>	<b>Fuse and relay box, as-built configuration</b>	<b>11.11.10</b>
-------------------------	---	-----------------

**MODEL** 216.3, 221.0 /1 as of model year 2009  
**/YoM 08**

**Location in engine compartment, shown on model 221.022**

*F32/3 Engine compartment prefuse box*  
*N10/1 Front SAM control unit with fuse and relay module*







The diagram consists of three images. On the right is a side view of a silver sedan with two white lines pointing to the front engine compartment. On the left are two close-up photographs of the engine compartment. The top photograph shows the engine compartment prefuse box, labeled 'F32/3'. The bottom photograph shows the front SAM control unit with fuse and relay module, labeled 'N10/1'.

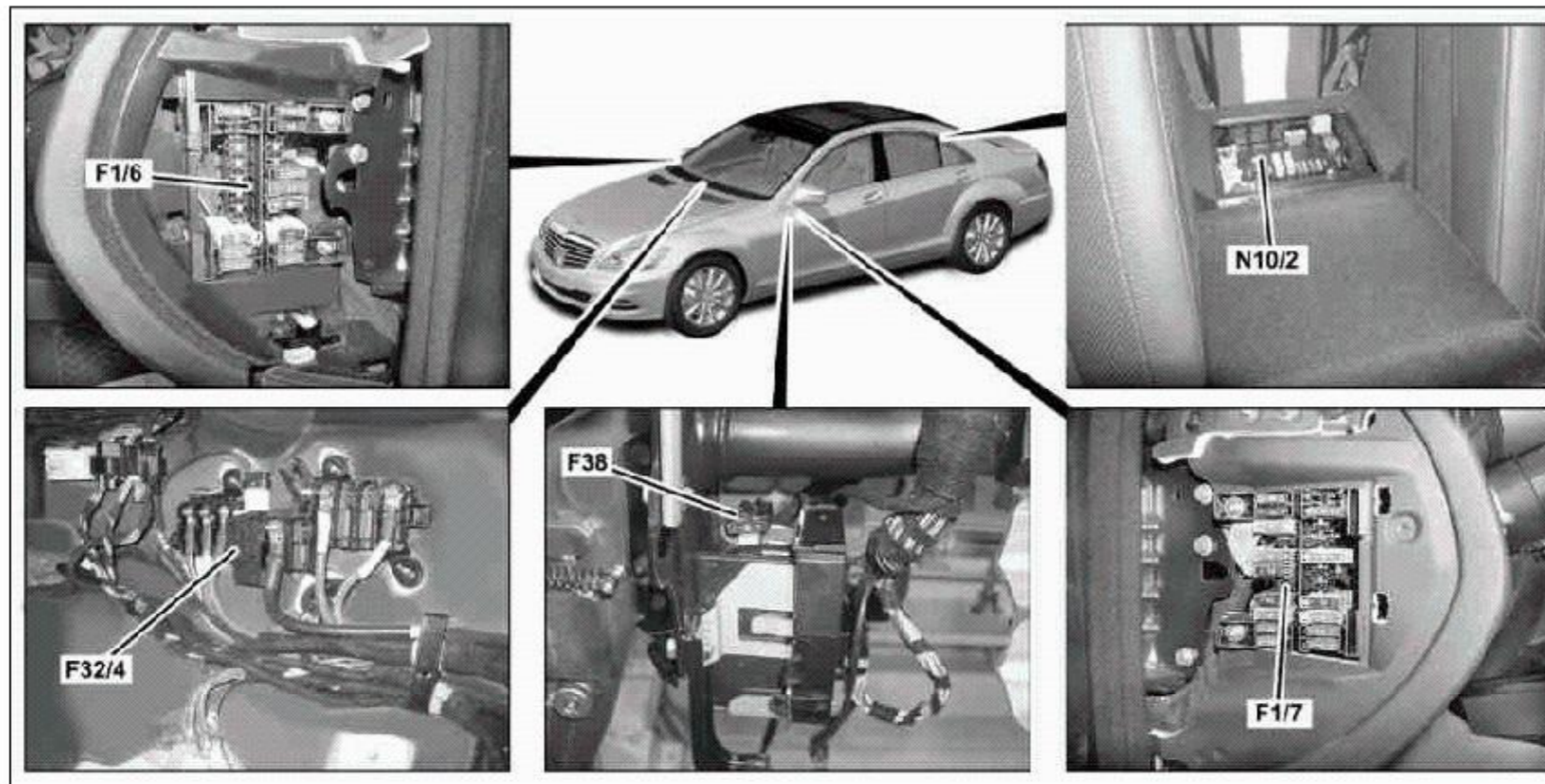
Windows taskbar: 19:59 11/03/2014

**Location in engine compartment, shown on model 221.095**

- F32/3 Engine compartment prefuse box*
- K109 Vacuum pump relay (+)*
- K109/1 Vacuum pump relay (-)*
- N10/1 Front SAM control unit with fuse and relay module*



P54.15-3298-06



P54.15-3299-09

**Location in vehicle interior, shown on model 221.0**


F1/6 Right instrument panel fuse box  
 F1/7 Left instrument panel fuse box

F32/4 Interior prefuse box  
 F38 Backup battery fuse

N10/2 Rear SAM control unit with fuse and relay module

**i** The backup battery fuse provides protection between the additional battery (G1/7), the EZS control unit (N73) and the front SAM control unit. The fuse rating is 5 amps

SAM control unit. The fuse rating is 5 amps



PS4\_15-3375-09

**Location in spare wheel well, model 221 with engine 642.8**

F37 AdBlue® fuse block

	Fuse assignment of fuse box in right of cockpit	F1/6	GF54.15-P-1256-12LE
	Fuse assignment of fuse box in left of cockpit	F1/7	GF54.15-P-1256-13LE
	Fuse assignment of prefuse box in engine compartment	F32/3	GF54.15-P-1256-25LE
	Fuse assignment on interior prefuse box	F32/4	GF54.15-P-1256-26LE
	Fuse assignment of fuse box in luggage compartment	F37 Model 221 with engine 642.8	GF54.15-P-1256-05LE
	Fuse assignment of fuse and relay box in left engine compartment	N10/1	GF54.15-P-1256-03LE
	Relay assignment of fuse and relay box in left side of engine compartment	N10/1	GF54.15-P-1257-03LE
	Fuse assignment of fuse and relay box in trunk	N10/2	GF54.15-P-1256-06LE
	Relay assignment of fuse and relay box in trunk	N10/2	GF54.15-P-1257-04LE