


**MODEL 221.0 with CODE (223) Rear bench seat with electrically adjustable outer seats with PRE-SAFE positioning function for outer seats and outer head restraints**  
**MODEL 221.1 with CODE (223) Rear bench seat with electrically adjustable outer seats with PRE-SAFE positioning function for outer seats and outer head restraints**  
**MODEL 221.1 with CODE (224) Rear individual seat design except CODE (Z07) Top protection**




P91.12-2841-09

**Shown on right rear seat backrest (1)**

- 1 Rear seat backrest
- 2 Release lever
- 3 Upholstery on center armrest

- 4 Bolts
- 5 Bolt
- 6 Bracket

- M27/11 Left rear backrest angle adjustment motor
- M28/11 Right rear backrest angle adjustment motor






P91.12-2866-07

**Shown on right rear seat backrest (1)**

- 1 Rear seat backrest
- 8 Pneumatic line (with code (406) Rear multicontour seats)
- 9 Electrical connector (with code (402) Rear deluxe seats, incl. seat heating and seat ventilation)

- X54/33 Left rear multicontour backrest connector (with code (406) Rear multicontour seats)

- X54/34 Right rear multicontour backrest connector (with code (406) Rear multicontour seats)

 	Remove/install		
1	Remove left or rear seat cushion		AR91.12-P-1020SX
2	Fold down all rear head restraints		
3	Release upholstery above center armrest (3) on the release levers (2) (arrows) and remove upward	 Release the release lever (2) toward the front.	
4	Remove rear door sill molding.		AR68.30-P-4100SX

5	Remove rear passenger compartment side trim panel		AR68.30-P-4780SX
6	Remove bolts (4)	Nm	*BA91.12-P-1002-03H
7	Unscrew bolts (5) from brackets (6)	Nm	*BA91.12-P-1003-03H
8	Slide rear seat backrest (1) upwards and remove		
9	Disconnect electrical connector from left rear backrest angle adjustment motor (M27/11) or from right rear backrest angle adjustment motor (M28/11)		
10.1	Disconnect left rear multicontour backrest connector (X54/33) or right rear multicontour backrest connector (X54/34) and pneumatic line (8)	On vehicles with code (406) Rear multicontour seats	
11.1	Disconnect electrical connector (9).	For vehicles with code (402) Rear deluxe seats, incl. seat heating and seat ventilation	
12	Remove rear seat backrest (1)		
13	Install in the reverse order		

#### **Nm** Rear seats

Number	Designation		Model 221
BA91.12-P-1002-03H	Bolt for rear seat backrest to seat adjustment mechanism	Nm	18
BA91.12-P-1003-03H	Bolt for rear seat backrest to rear wall	Nm	18