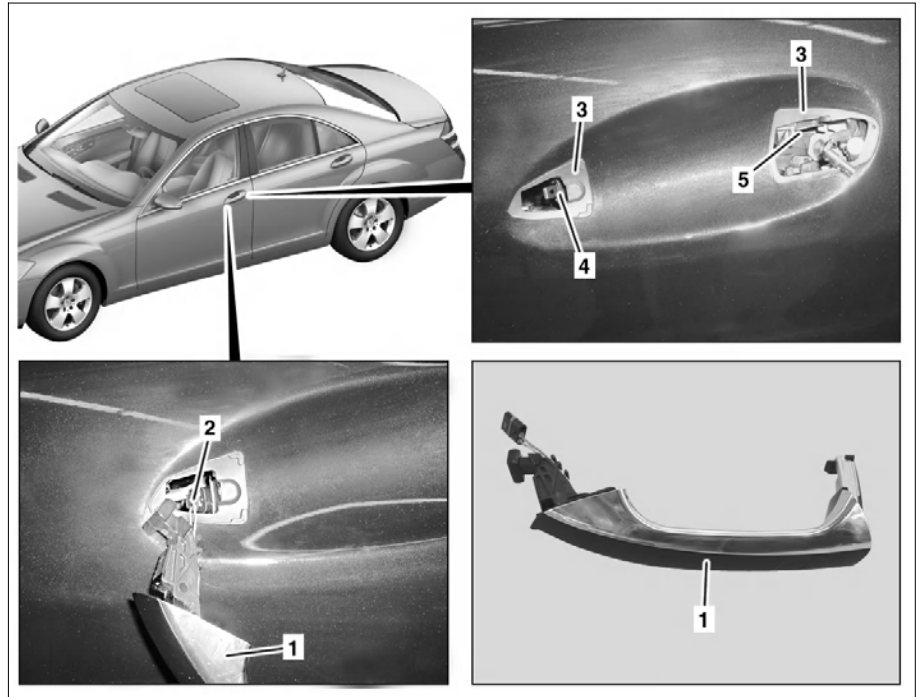


MODEL 221.0







MODEL 221.1 except CODE (Z07) Top protection

Shown on model 221.0 with code (889)
Keyless Go

- 1 Outer door handle
- 2 Electrical connector
(with code (889) Keyless Go)
- 3 Seal
- 4 Connection
(with code (889) Keyless go)
- 5 Bearing bracket



P72.10-3248-06

 	Remove/install		
1	Remove outer door handle guide from front door		*BA72.10-P-1005-01Q
2.1	Pull outer door handle (1) out of bearing bracket (5) toward rear and remove	On vehicles without code (889) Keyless go  Installation: Ensure that seals (3) are seated correctly on front door and outer door handle (1) in bearing bracket.	
2.2	Pull outer door handle (1) out of bearing bracket (5) toward rear, disconnect electrical connector (2) and remove outer door handle (1)	On vehicles with code (889) Keyless go  Arrest connection (4) of electrical connector (2) on bearing bracket (5) in assembly position  Installation: After connecting electrical connector (2), unlock connection (4) on bearing bracket (5) and press inward. Ensure that seals (3) are seated correctly on front door and outer door handle (1) in bearing bracket	
3	Install in the reverse order		

 Front door

Number	Designation	Model
BA72.10-P-1005-01Q	Bolt, lock cylinder guide to front door	Nm 3