


MODEL 221.0

MODEL 221.1 except CODE (Z07) Top protection



P72.10-3262-08

Shown on left door lining

1 Door lining

2 Trim strip

3 Inside door opener

4 Armrest




5 Door pocket

6 Wiring harness

7 Covering

S22 Left front seat operation switch group

S23 Right front seat operation switch group

 	Disassemble/assemble		
1	Remove door lining (1) from front door	 Lay door lining (1) front side down on suitable subsurface to prevent damage	AR72.10-P-1000SX
2	Remove door pocket (5) from front door lining (1)		AR72.10-P-1045SX
3	Remove trim strip (2) from front door lining (1)		AR72.10-P-1050SX
4	Remove inside door opener (3) from front door lining (1)		AR72.10-P-2420SX
5	Remove electric wiring harness (6) at rear of door lining (1).		
6	Assemble in reverse order		