




**Model 222**  
**up to model year 2018**  
**with code 811 (Advanced sound system)**

- 1 Cover  
 2 Electrical connector  
 3 Electrical connector  
 H4/96 Headliner tweeter  
 H4/97 Headliner midrange speaker



P82.62-4020-06

	Information on preventing damage to electronic components due to electrostatic discharge		AH54.00-P-0001-01A
	<b>Remove/install</b>		
1	Unclip panel (1) from headliner	 Allow panel (1) to hang from electrical lines.	
2	Unclip mid-range speaker in roof lining (H4/97) downwards		
3	Release and disconnect electrical connector (2) and remove mid-range speaker from roof lining (H4/97)		
4	Release and disconnect electrical connection (3)		
5	Turn tweeter in roof lining (H4/96) through 90° in counterclockwise direction and remove from panel (1)		
6	Install in the reverse order		