



MODEL 221 with ENGINE 272, 273, 275 except CODE (487) Active Body Control (ABC)
ohne elektrohydraulische Servolenkung (EHPS)


MODEL 216 with ENGINE 273 except CODE (487) Active Body Control (ABC)
ohne elektrohydraulische Servolenkung (EHPS)

- 01  Puller hook
2 Power steering expansion reservoir
2a Clamp
2b Bolts
3 Return flow connecting line
4 Windshield washer system reservoir














P46.25-2098-06

- 6 Coolant hose
7 Coolant pipe
7k Clutch
7s Screw



P20.20-2319-01

 	Remove/install		
	Before opening the hydraulic circuit of the power steering, thoroughly clean the area surrounding the separation point. Even minute particles of dirt, introduced into the hydraulic components, can result in malfunctions or damage to the power steering		
1.1	Remove left engine intake air duct and front engine cover	Engine 272, 273	
		See "Remove/install air filter housing".	AR09.10-P-1150SX
1.2	Remove left-hand air filter housing	Engine 275	AR09.10-P-1150LA
2	Detach coolant hose (6) from coolant pipe (7)	Vehicles with engine 273 and 4MATIC	
3	Separate couplings (7k)	Vehicles with engine 273 and 4MATIC	AR09.41-P-1311-01AL
4	Remove bolt (7s) and remove coolant pipe (7)	Vehicles with engine 273 and 4MATIC	
			*BA20.10-P-1006-01U
5	Suction off oil from expansion reservoir (2)		*210589007100
6	Remove reservoir (4)		AR82.35-P-6000SX
7	Detach connecting line (3) from expansion reservoir (2)		*129589009100
8	Pull clamp (2a) out to the side with  pulling hook (01)		*140589023300
		 Installation: Press in clamp (2a) on the side using  press-on tool.	*272589014000
			

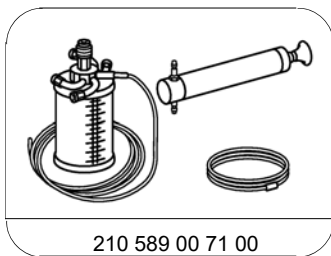
9	Unscrew bolts (2b)	Nm	*BA46.30-P-1008-01F
10	Remove expansion reservoir (2) from connection fitting of power steering pump		
11	Install in the reverse order		
12	Fill power steering pump and bleed		AR46.30-P-0010SX

Nm Coolant pump, coolant thermostat

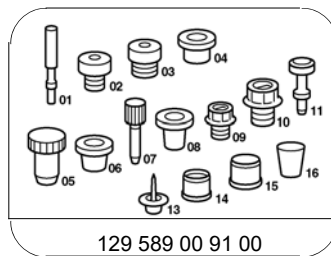
Number	Designation	Engine 273
BA20.10-P-1006-01U	Bolt connecting coolant pipe to cylinder head front cover	Nm 9

Nm Power steering pump

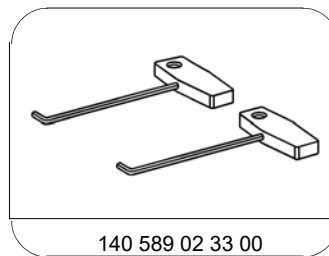
Number	Designation	Model 216 without code 487	Model 221 without code 487
BA46.30-P-1008-01F	Bolt, power steering expansion reservoir to front cover at cylinder head	Nm 9	9



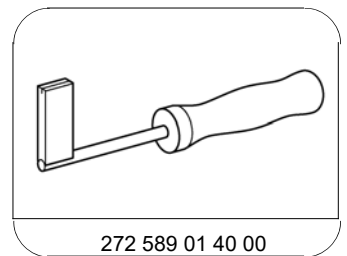
Hand pump



Set of stop plugs



Pulling hook



Press-on tool