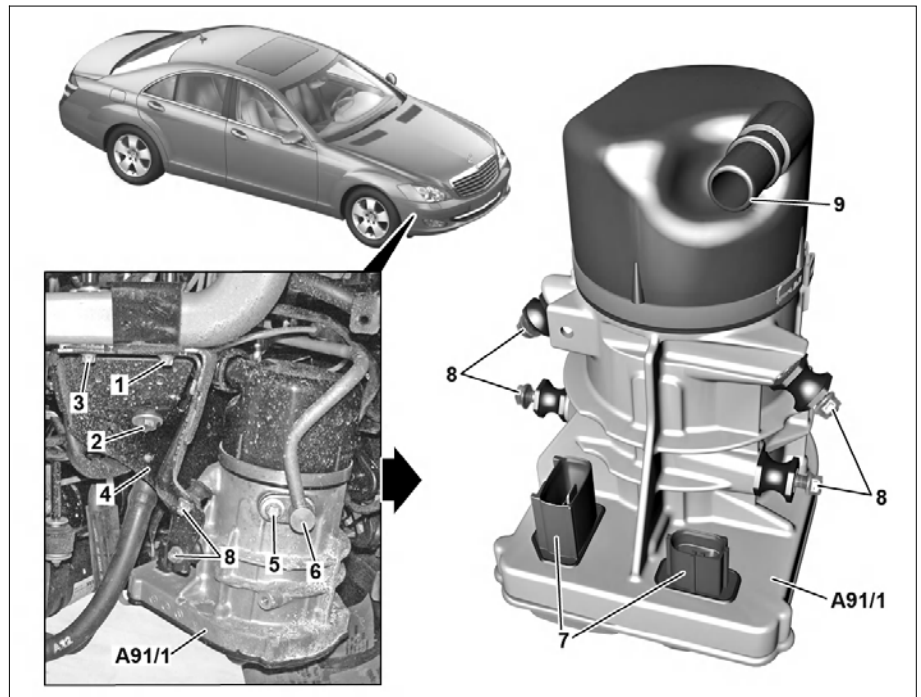


MODEL 216, 221
with electrohydraulic power steering (EHPS)

- 1 Screw
 2 Screw
 3 Screw
 4 Bracket
 5 Screw
 6 Pressure line D1
 7 Electrical connector
 8 Nut
 9 Feed line Z1
 A91/1 Electrohydraulic power steering



P46.30-2292-06

☒ ☒	Remove/install		
	Risk of injury to skin or eyes from hydraulic fluid spraying out under pressure. Risk of poisoning from swallowing hydraulic fluid.	Depressurize hydraulic system completely before starting any work on it. Wear protective clothing and safety glasses.	AS00.00-Z-0013-01A
⚠	Notes on bolted connections with self tapping screws		AH00.00-P-0007-01SF
⚠	Information on preventing damage to electronic components due to electrostatic discharge		AH54.00-P-0001-01A
1 ⚠	Disconnect battery ground cable Notes on battery		AR54.10-P-0003SX AH54.10-P-0001-01A
2	Open engine hood		
3	Extract oil from power steering expansion reservoir	⚠ Before opening the hydraulic system, thoroughly clean the area surrounding the separation point. Even the smallest dirt particles, introduced into the hydraulic components, can lead to malfunctions and a total failure of the hydraulic system. ☑ Hand pump	*210589007100
4 AP	Detach right front wheel		AP40.10-P-4050SX
5	Remove front section of right wheelhouse trim in front fender		
6	Remove screws/bolts (1, 2), unfasten screw/bolt (3) and turn electrohydraulic power steering (A91/1) outwards	Nm MODEL 216 (except 216.376/377/379) without CODE 487 (Active Body Control (ABC)) MODEL 221 with ENGINE 156, 157, 272, 273, 275, 276, 278 without CODE 487 (Active Body Control (ABC))	*BA46.30-P-1014-01F
7	Detach electrical connectors (7) and set aside		

8	Detach pressure line D1 (6), to do so remove screw (5) and seal connections	MODEL 216 (except 216.376/377/379) without CODE 487 (Active Body Control (ABC)) MODEL 221 with ENGINE 156, 157, 272, 273, 275, 276, 278 without CODE 487 (Active Body Control (ABC)) Record plug	*BA46.30-P-1016-01F *129589009100
9	Detach feed line Z1 (9) from electrohydraulic power steering (A91/1) and seal connections	Record plug	AR46.25-P-3015SXH *129589009100
10	Detach electrohydraulic power steering (A91/1) from holder (4), to do so remove nuts (8)	Check fasteners and replace if necessary. MODEL 216 (except 216.376/377/379) without CODE 487 (Active Body Control (ABC)) MODEL 221 with ENGINE 156, 157, 272, 273, 275, 276, 278 without CODE 487 (Active Body Control (ABC))	*BA46.30-P-1015-01F
11	Install in the reverse order		
12	Fill power steering pump and bleed		AR46.30-P-0010SX
13	Read out fault memory using STAR DIAGNOSIS, delete if necessary and check electrohydraulic power steering (A91/1) for current flashware		AD00.00-P-2000-04A
AD			
14	Teach-in electrohydraulic power steering (A91/1) using STAR DIAGNOSIS	When replacing electrohydraulic power steering (A91/1)	
15	Risk of accident from vehicle starting off by itself when engine running. Risk of injury (bruises and burns) resulting from working on the engine while it is being started or when it is running. Test run engine and check that steering system is not leaking and is functioning correctly	Secure vehicle to prevent it from starting off by itself. Wear closed and snug-fitting work clothes. Do not touch hot or rotating parts.	AS00.00-Z-0005-01A

Power steering pump

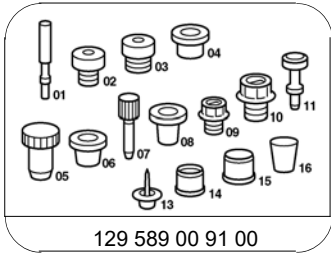
Number	Designation		MODEL 216 (except 216.376/377/379) except CODE 487 (Active Body Control (ABC))	MODEL 221 with ENGINE 156, 157, 272, 273, 275, 276, 278 except CODE 487
BA46.30-P-1014-01F	Bolt, power steering pump bracket (EHPS) to body	Nm	17	17

Power steering pump

Number	Designation		MODEL 216 (except 216.376/377/379) except CODE 487 (Active Body Control (ABC))	MODEL 221 with ENGINE 156, 157, 272, 273, 275, 276, 278 except CODE 487
BA46.30-P-1016-01F	Bolt, high-pressure line to power steering pump (EHPS)	Nm	18	18

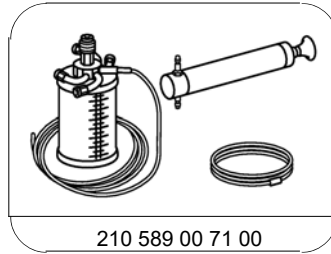
Power steering pump

Number	Designation		MODEL 216 (except 216.376/377/379) except CODE 487 (Active Body Control (ABC))	MODEL 221 with ENGINE 156, 157, 272, 273, 275, 276, 278 except CODE 487
BA46.30-P-1015-01F	Nut, power steering pump (EHPS) to bracket	Nm	9	9



129 589 00 91 00

Record plug



210 589 00 71 00

Hand pump