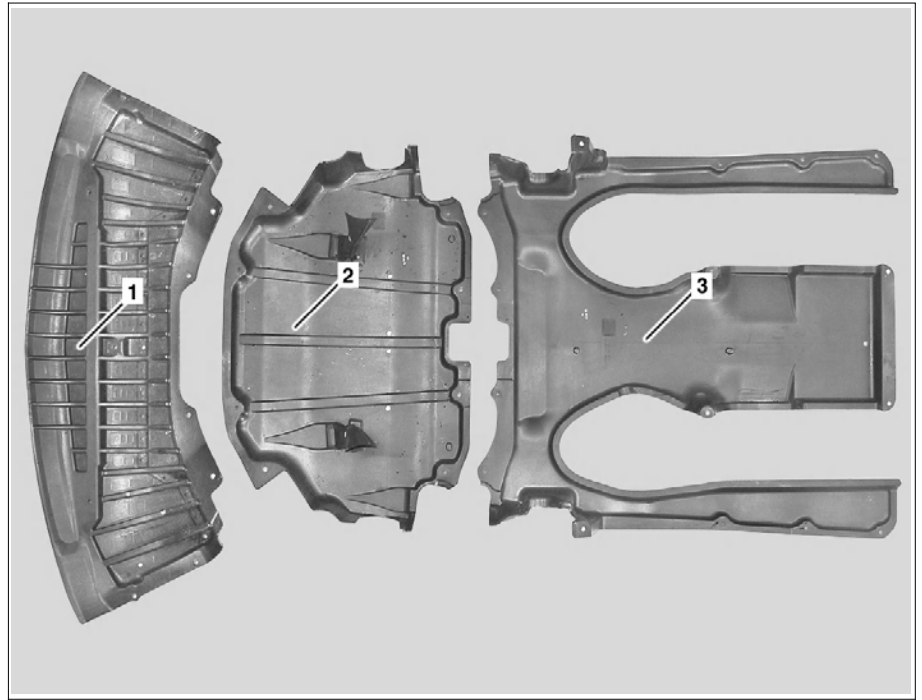


MODEL 216

MODEL 221 except CODE (Z07) Top protection

Shown on model 221






- 1 Front engine compartment paneling
- 2 Center engine compartment paneling
- 3 Rear engine compartment paneling



P61.20-2053-06

Modification notes

8.4.09	Tightening torque for underridge guard added	Operation step 3	
--------	--	------------------	--

 	Remove/install		
 Danger!	Risk of death caused by vehicle slipping or toppling off of the lifting platform.	Align vehicle between columns of vehicle lift and position four support plates at vehicle lift support points specified by vehicle manufacturer.	AS00.00-Z-0010-01A
1	Raise vehicle with vehicle lift		
2	Remove front engine compartment paneling (1)		
3	Remove center engine compartment paneling (2).	 On vehicles with code (481) Observe underridge guard tightening torque 	*BA61.40-P-1001-01D
4	Remove rear engine compartment paneling (3).		
5	Install in the reverse order		

 Underbody protection

Number	Designation		Model 221 with code (481)	Model 216 with code (481)
BA61.40-P-1001-01D	Bolt, underbody protection plate	Nm	17	17