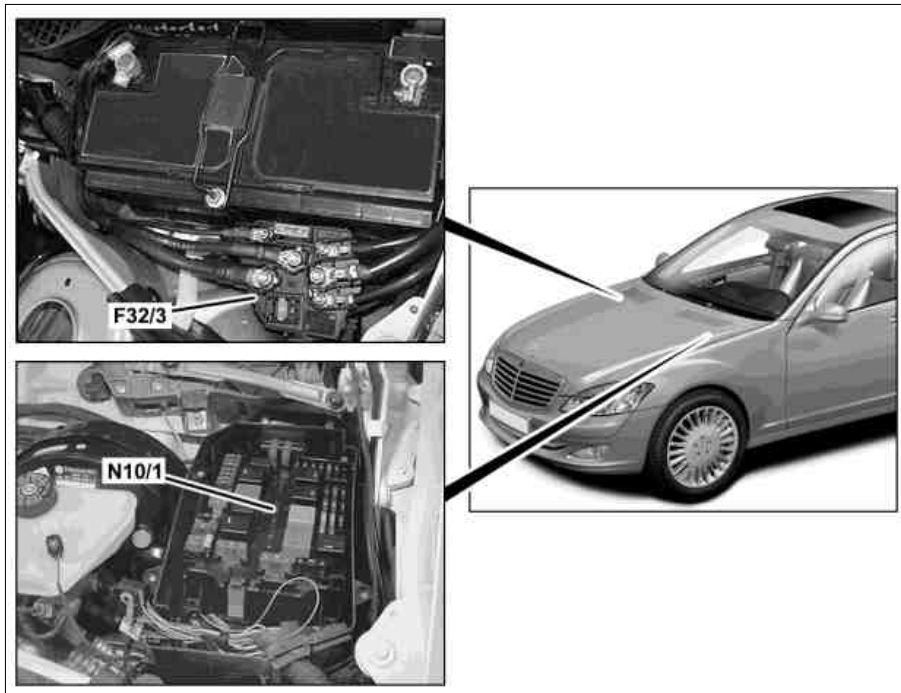


MODEL 216.3, 221.0 /1 as of model year 2009
/YoM 08

Location in engine compartment, shown
on model 221.022

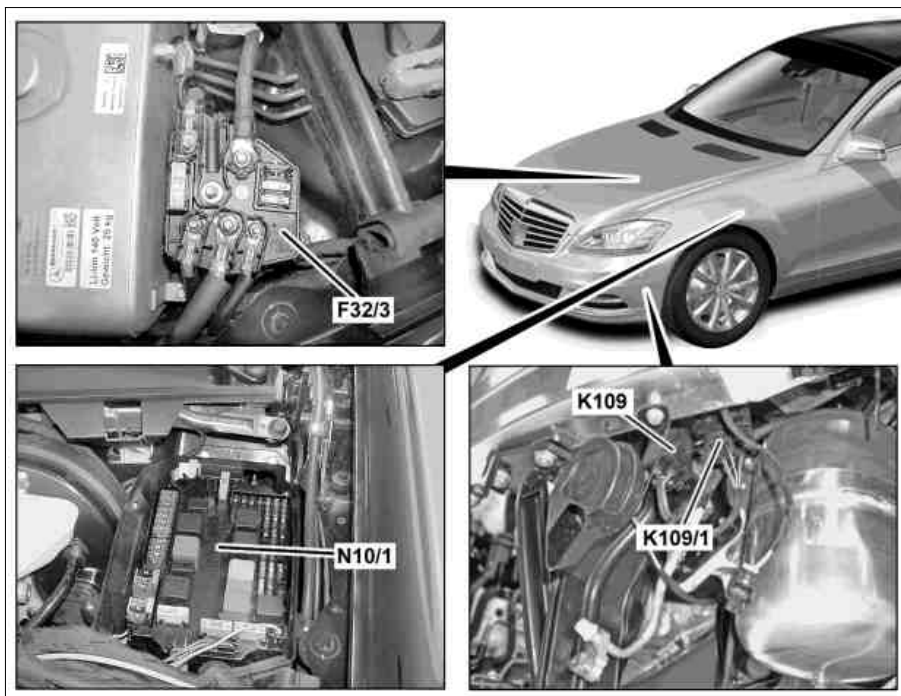
F32/3 Engine compartment prefuse box
N10/1 Front SAM control unit with fuse
and relay module




P54.15-3145-06

Location in engine compartment, shown
on model 221.095

F32/3 Engine compartment prefuse box
K109 Vacuum pump relay (+)
K109/1 Vacuum pump relay (-)
N10/1 Front SAM control unit with fuse
and relay module



P54.15-3298-06



P54.15-3299-09

Location in vehicle interior, shown on model 221.0

F1/6 Right instrument panel fuse box

F1/7 Left instrument panel fuse box

F32/4 Interior prefuse box

F38 Backup battery fuse

N10/2 Rear SAM control unit with fuse and relay module

i The backup battery fuse provides protection between the additional battery (G1/7), the EZS control unit (N73) and the front SAM control unit with fuse and relay module. The fuse rating is 5 amps

	Fuse assignment of fuse box in right of cockpit	F1/6	GF54.15-P-1256-12LE
	Fuse assignment of fuse box in left of cockpit	F1/7	GF54.15-P-1256-13LE
	Fuse assignment of prefuse box in engine compartment	F32/3	GF54.15-P-1256-25LE
	Fuse assignment on interior prefuse box	F32/4	GF54.15-P-1256-26LE
	Fuse assignment of fuse box in luggage compartment	F37 As of 1.9.10 with engine 642.8	GF54.15-P-1256-05LE
	Fuse assignment of fuse and relay box in left engine compartment	N10/1	GF54.15-P-1256-03LE
	Relay assignment of fuse and relay box in left side of engine compartment	N10/1	GF54.15-P-1257-03LE
	Fuse assignment of fuse and relay box in trunk	N10/2	GF54.15-P-1256-06LE
	Relay assignment of fuse and relay box in trunk	N10/2	GF54.15-P-1257-04LE