






P09.40-2205-08

1 Silencer downstream of the charge air cooler

2 Bolts

 	Remove/install		
1	Remove engine cover	 Installation: Ensure correct seating of the engine cover. Model 207, 212, 218 Model 221	AR01.10-P-2405SXI
2	Remove bolts (2)		*BA09.41-P-1007-01J
3	Remove noise damper downstream of charge air cooler (1)	 Installation: Inspect sealing ring for damage and replace if necessary to prevent leaks and damage to the engine.	
4	Install in the reverse order		

 Charge air pipe/charge air cooling

Number	Designation		Engine 642
BA09.41-P-1007-01J	Silencer downstream of charge air cooler to mixing chamber	Nm	9