
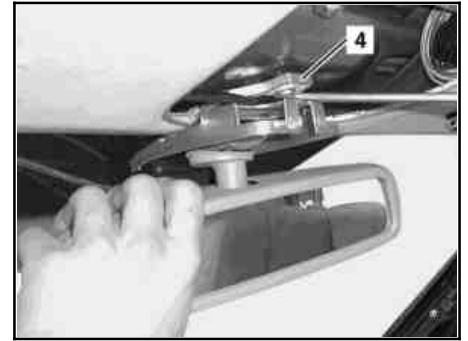


MODEL 215, 220


- 1 Inside rearview mirror
- 2 Paneling
- 3 Paneling
- 4 Retaining plate



P68.30-2041-01



P68.30-2040-01

☒ ☒	Removal, installation		
1	Remove overhead control panel control module with front dome lamp		AR82.20-P-1000M
2	Unclip paneling (2) on inside rearview mirror		
3	Remove paneling (3)		
4	Remove inside rearview mirror (1)	 Insert screwdriver between inside rearview mirror (1) and retaining plate (4) and pry out inside rearview mirror	
5	Install in opposite order		