
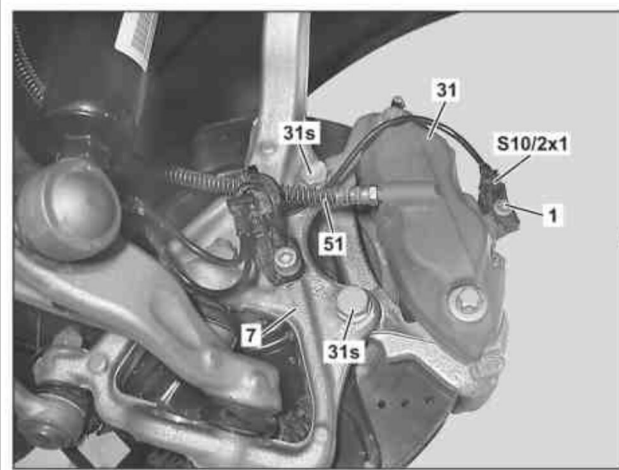


P42.10-2589-09

**1-piston dual floating brake caliper**

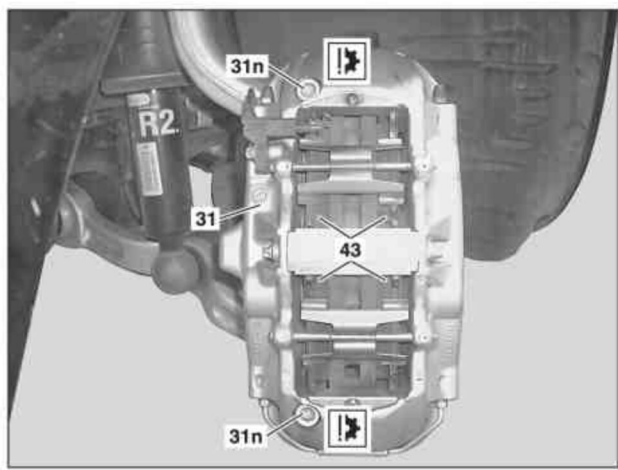
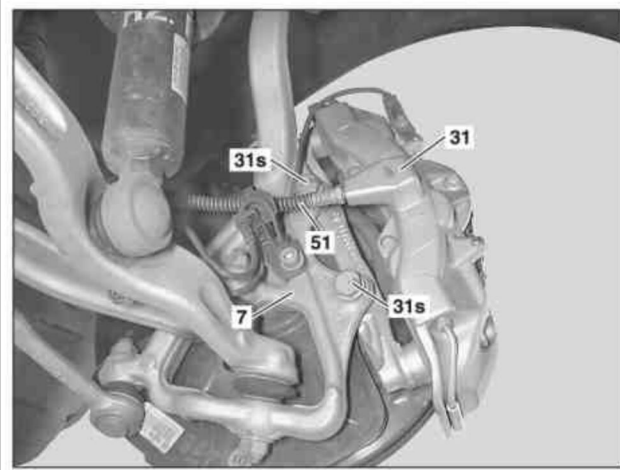
- |    |                  |     |                 |         |  |
|----|------------------|-----|-----------------|---------|--|
| 1  | Screw            | 31s | Screw           | 51      | Brake hose                                     |
| 7  | Steering knuckle | 32  | Caliper support | S10/2x1 | Right front brake pad contact sensor connector |
| 31 | Brake caliper    | 43  | Brake pads      |         |  |



P42.10-2537-08

**4-piston brake caliper**

- |    |                  |     |            |         |  |
|----|------------------|-----|------------|---------|--|
| 1  | Screw            | 31s | Screw      | S10/2x1 | Right front brake pad contact sensor connector |
| 7  | Steering knuckle | 43  | Brake pads |         |  |
| 31 | Brake caliper    | 51  | Brake hose |         |  |




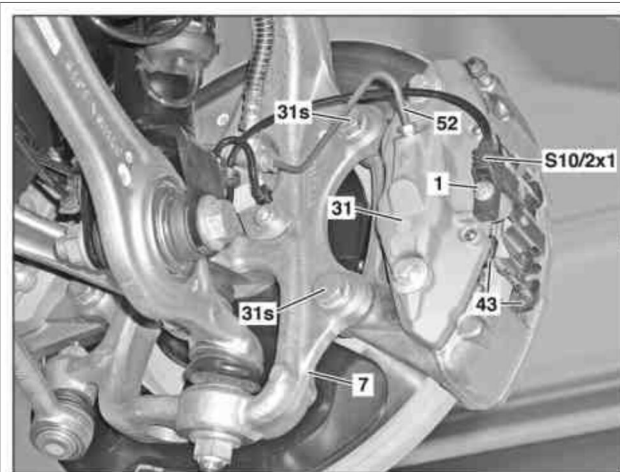
P42.10-2563-08

**8-piston brake caliper**

7 Steering knuckle  
31 Brake caliper

31n Screw  
31s Screw

43 Brake pads  
51 Brake hose



P42.10-2635-08

**Model 221 with code Z07 Top protection**

1 Screw  
7 Steering knuckle  
31 Brake caliper

31s Screw  
43 Brake pads  
52 Brake line

S10/2x1 Right front brake pad contact sensor connector

	Remove/install		
	<b>Danger!</b>	<b>Risk of injury</b> to skin and eyes caused by handling hot or glowing objects.	Wear safety gloves, protective clothing and safety glasses, if necessary.
	Notes on self-locking nuts and bolts		AS00.00-Z-0002-01A
1	Remove brake pads (43) from brake caliper (31)	Fixed caliper	AR42.10-P-0161SX
		Floating caliper	AR42.10-P-0160SX
2	Remove bolt (1) and remove right front brake pad contact sensor (S10/2x1) from brake caliper (31)	Model 221 with code Z07 Top protection: When removing the right-hand brake caliper (31) behind the axle center, Model 216, 221 without Top protection: When removing the right-hand brake caliper (31), not on 8-piston brake caliper	*BA42.10-P-1003-10M
3.1	Remove brake hose (51)	Vehicles without top protection	AR42.10-P-0013SX
3.2	Detach brake line (52) from brake caliper (31)	Vehicles with code Z07 Top protection ⌘ Seal off both line ends immediately with ● stop plugs to prevent dirt from entering. The	

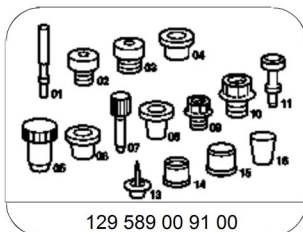
		●	*129589009100
4	Remove bolts (31s) and remove brake caliper (31) or brake caliper support (32) from steering knuckle (7)	<input type="checkbox"/> Under no circumstances loosen the bolts (31n) on the 8-piston-brake calipers otherwise brake system malfunctions can occur <input type="checkbox"/>	*BA42.10-P-1005-10M
5	Install in the reverse order		

■ Front axle brake caliper

Number	Designation		Model 216 except model 216.374/377/379	Model 221 except model 221.074/077/174 /177/179
BA42.10-P-1003-10M	Bolt, brake pad contact sensor to brake caliper	Nm	8	8
BA42.10-P-1005-10M	Self-locking bolt, caliper support to steering knuckle	Nm	180	180

■ Front axle brake caliper

Number	Designation		Model 216.374/377/379	Model 221.074/077/174 /177/179
BA42.10-P-1003-10M	Bolt, brake pad contact sensor to brake caliper	Nm	8	8
BA42.10-P-1005-10M	Self-locking bolt, caliper support to steering knuckle	Nm	180	180



129 589 00 91 00

Set of stop plugs