

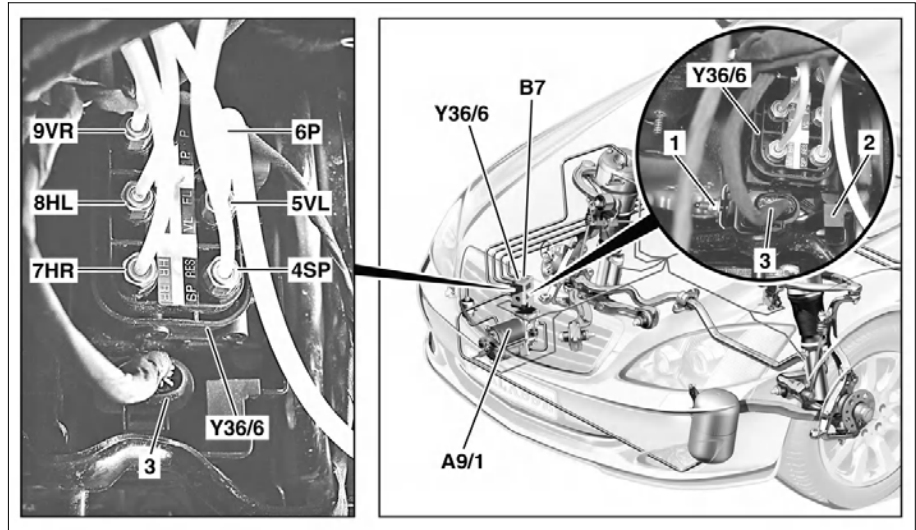
MODEL 216, 221.0 /1

Shown on model 221

- 1 Nut
2 Rubber guide
3 Electrical connector

Pressure line connections:

- 4SP To central reservoir (black)
5VL To left front suspension strut (green)
6P To AIRmatic compressor unit (brown)
7HR To right rear suspension strut (red)
8HL To left rear suspension strut (blue)
9VR To right front suspension strut (yellow)
A9/1 AIRMATIC compressor unit
B7 AIRMATIC pressure sensor
Y36/6 Level control valve unit

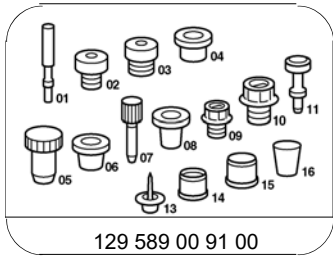


P32.22-2400-05

	Remove/install		
1 	Drain AIRmatic Connect STAR DIAGNOSIS and read out fault memory		AD00.00-P-2000-04A
2	Remove front section of fender liner in right front fender	Model 221.095/195	
3	Remove compressor unit (A9/1)		AR32.22-P-2001SX
4	Remove compressor unit holder (A9/1)	Model 221.095/195	AR32.22-P-2009SX
5	Disconnect electrical connector (3) from valve unit (Y36/6)		
6	Detach pressure lines from valve unit (Y36/6)	Observe pressure line assignment and color coding in order to guaranteed faultless function of the AIRmatic. 	*BA32.22-P-1006-03D *211589000900
7	Seal pressure line connections (4SP, 5VL, 6P, 7HR, 8HL, 9VR) with stop plugs		*129589009100
8	Unscrew nut (1) and remove valve unit (Y36/6)	Except model 221.095/195 	*BA32.22-P-1005-03D
	Checking		
9	Check rubber guide (2)	Check for damage and correct seating.	
10	Install in the reverse order		
11	Read out fault memory and erase if necessary		
12	Check AIRmatic for leaks.		AR32.22-P-8100SX AS00.00-Z-0005-01A
Danger!	Risk of accident caused by vehicle starting off by itself when engine is running. Risk of injury caused by contusions and burns during starting procedure or when working near the engine as it is running	Secure vehicle to prevent it from moving by itself. Wear closed and snug-fitting work clothes. Do not touch hot or rotating parts.	
13	Perform engine test run and check AIRmatic for proper operation		

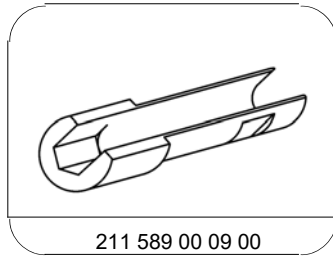
Air suspension

Number	Designation		Model 216	Model 221
BA32.22-P-1005-03D	Nut of valve unit to bracket	Nm	5	5
BA32.22-P-1006-03D	Pressure line of air suspension to valve unit	Nm	3	3



129 589 00 91 00

Set of stop plugs



211 589 00 09 00

Wrench socket