

ENGINE 275 in MODEL 215, 216, 220, 221, 230

Main circuit


ENGINE 285 in MODEL 240
Main circuit



P20.00-2100-07

Illustrated on model 240


- 1 Cooling system cap
- 2 Coolant compensation tank
- 3 Drain hose
- 4 Fitting
- 5 Drain plug



P20.00-2101-07

















Shown on engine 285.950


- 6 Drain plug (model 230, 240)
- 7 Drain screw (model 216, 220, 221, 240)
- 8 Drain screw (model 215, 216, 220, 221)



P20.00-2119-10

	Drain		
	Risk of injury to skin and eyes caused by scalding from contact with hot coolant spray. Risk of poisoning caused by swallowing coolant.	Do not open cooling system unless coolant temperature is below 90°C. Open cap slowly and release the pressure. Do not pour coolant into beverage containers. Wear protective gloves, protective clothing and safety glasses.	AS20.00-Z-0001-01A
ⓘ	Notes on coolant		AH20.00-N-2080-01A
1	Remove ground line(s) from battery (batteries)	Only when draining coolant at crankcase, right. ⓘ Do not connect quiescent current retention unit. Model 215, 220 Model 216, 221 Model 230 without code (P99) Special model "AMG Black Series"	AR54.10-P-0003I AR54.10-P-0003SX AR54.10-P-0003R

		Model 230 with code (P99) Special model "AMG Black Series" Model 240	AR54.10-P-0003RBS AR54.10-P-0003H
2	Unscrew cooling system cap (1) at coolant expansion reservoir (2)	 Turn cooling system cap (1) 1/2 one revolution until the pressure is released then unscrew cooling system cap (1).	
3	Remove lower engine compartment paneling	 Only the front and center engine compartment paneling. Model 215, 220 Model 216, Model 221 without (Z07) Highest protection MODEL 221 with CODE (Z07) Top protection Model 230 without code (P99) Special model "AMG Black Series" Model 230 with code (P99) Special model "AMG Black Series" Model 240	AR61.20-P-1105M AR61.20-P-1105SX AR61.20-P-1105SXS AR61.20-P-1105R AR61.20-P-1105RBS AR61.20-P-1105H
	Drain coolant from radiator		
4	Push siphon hose (3) onto left fitting (4) at radiator		
5	Slacken siphon hose (5) at radiator and drain coolant	 Catch coolant in a suitable vessel.	
6	Tighten drain plug (5) and detach drain hose (3) from fitting (4)		
	Drain coolant at crankcase on the right		
7	Detach drain plug (6) near alternator and slide drain hose (3) onto drain plug (6)	Model 230, 240	
8	Open drain plug (6) and drain off coolant	Model 230, 240  Catch coolant in a suitable vessel.	
9	Detach drain hose (3) and tighten drain plug (6)	Model 230, 240 	*BA20.00-P-1002-02D
10	Detach drain plug (8) and slide drain hose (3) onto drain plug (8)	Model 215, 216, 220, 221	
11	Open drain plug (8) and drain off coolant	Model 215, 216, 220, 221  Catch coolant in a suitable vessel.	
12	Detach drain hose (3) and tighten drain plug (8)	Model 215, 216, 220, 221 	*BA20.00-P-1001-02D
	Drain coolant at crankcase. left		
13	Detach drain plug (7) and place drain hose (3) on drain plug (7)	Model 216, 220, 221, 240	
14	Open drain plug (7) and drain off coolant	Model 216, 220, 221, 240  Catch coolant in a suitable vessel.	
15	Detach drain hose (3) and tighten drain plug (7)	Model 216, 220, 221, 240 	*BA20.00-P-1001-02D
16	Lower vehicle		
	Filling		
17	Pour in coolant and bleed cooling system	 Use clean coolant again.  	AR20.00-P-1142-04A *210589009100 *285589002100
 BB	Coolant specifications	Sheet 310.1	BB00.40-P-0310-01A
 BB	Anticorrosion/antifreeze agents (Sheet 325.0)	Sheet 325.0	BB00.40-P-0325-00A
	Notes on coolant level		AH20.00-P-1142-01V *BF20.00-P-1001-04A
18	Inspecting cooling system for leaks	Model 215, 220, 230, 240 Model 216, 221	AR20.00-P-1010HA AR20.00-P-1010SX
19	Install lower engine compartment paneling	Model 215, 220 Model 216, Model 221 without code (Z07) Top protection MODEL 221 with CODE (Z07) Top protection Model 230 without code (P99) Special model "AMG Black Series" Model 230 with code (P99) Special model "AMG Black Series" Model 240	AR61.20-P-1105M AR61.20-P-1105SX AR61.20-P-1105SXS AR61.20-P-1105R AR61.20-P-1105RBS AR61.20-P-1105H
20	Attach ground line(s) to battery(ies)	Only when coolant has been drained at crankcase on the right. Model 215, 220 Model 216, 221	AR54.10-P-0003I AR54.10-P-0003SX

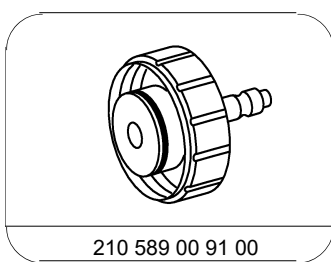
		Model 230 without code (P99) Special model "AMG Black Series"	AR54.10-P-0003R
		Model 230 with code (P99) Special model "AMG Black Series"	AR54.10-P-0003RBS
		Model 240	AR54.10-P-0003H
21 	Connect STAR DIAGNOSIS, read and erase diagnostic trouble code memory Connect STAR DIAGNOSIS and read out fault memory	Only if ground line(a) on the battery(ies) were removed.	AD00.00-P-2000-04A

 **Engine cooling, general**

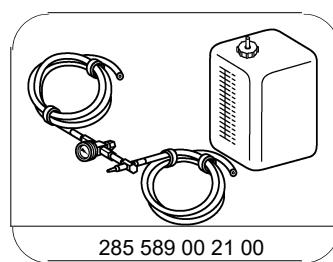
Number	Designation		Engine 275.950/951/ 952/980/981, 285.950	Engine 275.953/954 982/983/ ,285.980
BA20.00-P-1001-02D	Coolant drain plug on crankcase	Nm	14	14
BA20.00-P-1002-02D	Coolant drain plug on alternator	Nm	12	-

 **Mixture ratio for coolant**

Number	Designation		ENGINE all
BF20.00-P-1001-04A	Mixture ratio for coolant	Antifreeze/water	Up to -37°C 50/50
			up to -45°C 55/45
	Specifications for service products	Sheet	BB00.40-P-0310-01A
		Sheet	BB00.40-P-0325-00A



Test cap



Vacuum-type cooling system filler