




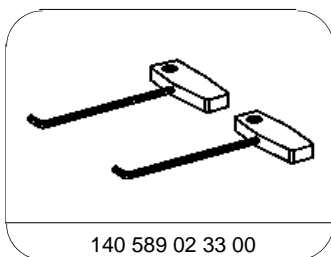
P68.20-3858-09

- 1 Housing
- 2 Center console
- 3  Puller hook

- 4 Retaining tab
- 5 Screwdriver
- 6 Retaining tab

- 7 Panel
- 8 Catch tabs

	Remove/install		
1	Open housing (1)		
2	Unlock retaining tab (4) with extraction hook (3)		*140589023300
3	Unclip housing (1) out of center console (2) and disconnect electrical connector		
4	Lift retaining tabs (6) with screwdriver (5) and unlock catch tabs (8) on cover (7)		Only when replacing housing (1) or cover (7).
5	Remove cover (7) upward from housing (1)		Only when replacing housing (1) or cover (7).
6	Install in the reverse order		



140 589 02 33 00

Pulling hook