

MODEL 221.0 with CODE (223) Rear bench seat with electrically adjustable outer seats with PRE-SAFE positioning function for outer seats and outer head restraints


Outer rear seat cushions

MODEL 221.1 with CODE (223) Rear bench seat with electrically adjustable outer seats with PRE-SAFE positioning function for outer seats and outer head restraints

Outer rear seat cushions

MODEL 221.1

**with CODE (224) Rear individual seat design
except CODE (Z07) Top protection**



P91.12-2833-09

Shown on right rear seat cushion with code (872) Electrically heated left and right rear seats

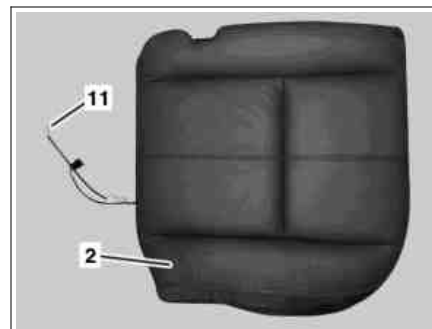
- 1 Spring for seat locking mechanism
- 2 Rear seat cushion
- 3 Electrical lines (with code (872) Electrically heated left and right rear seats)
- 4 Bracket (with code (872) Electrically heated left and right rear seats)

- 5 Connector housing (with code (872) Electrically heated left and right rear seats)
- X54/23 Left rear heated seats connector (with code (872) Electrically heated left and right rear seats)

X54/24 Right rear heated seats connector (with code (872) Electrically heated left and right rear seats)


Shown on the right rear seat cushion with code (402) Rear deluxe seats, incl. seat heating and seat ventilation

- 2 Rear seat cushion
- 11 Electrical connector (with code (402) Rear deluxe seats, incl. seat heating and seat ventilation)



P91.12-2862-01

☒ ☒	Remove/install		
1	Move left or right rear seat cushion (2) approx. 50 mm forwards from the rearmost position and set cushion angle to lowest position		
2	Push springs for seat locking mechanism (1) under the rear seat cushion (2) outwards and raise rear seat cushion (2)		

3	Switch off ignition and withdraw transmitter key or Keyless Go start/stop button from the EIS [EZS] control unit	 Keyless Go start/stop button only for vehicles with code (889) Keyless Go.	
4.1	Unclip electrical lines (3) from bracket (4)	For vehicles with code (872) Electrically heated left and right rear seats	
5.1	Disconnect left rear heated seats connector (X54/23) or right rear heated seats connector (X54/24)	For vehicles with code (872) Electrically heated left and right rear seats	
6.1	Disconnect connector housing (5) using a suitable screwdriver	For vehicles with code (872) Electrically heated left and right rear seats	
7.1	Disconnect electrical connector (11)	For vehicles with code (402) Rear deluxe seats, incl. seat heating and seat ventilation	
8	Remove rear seat cushion (2) from the vehicle		
9	Install in the reverse order		