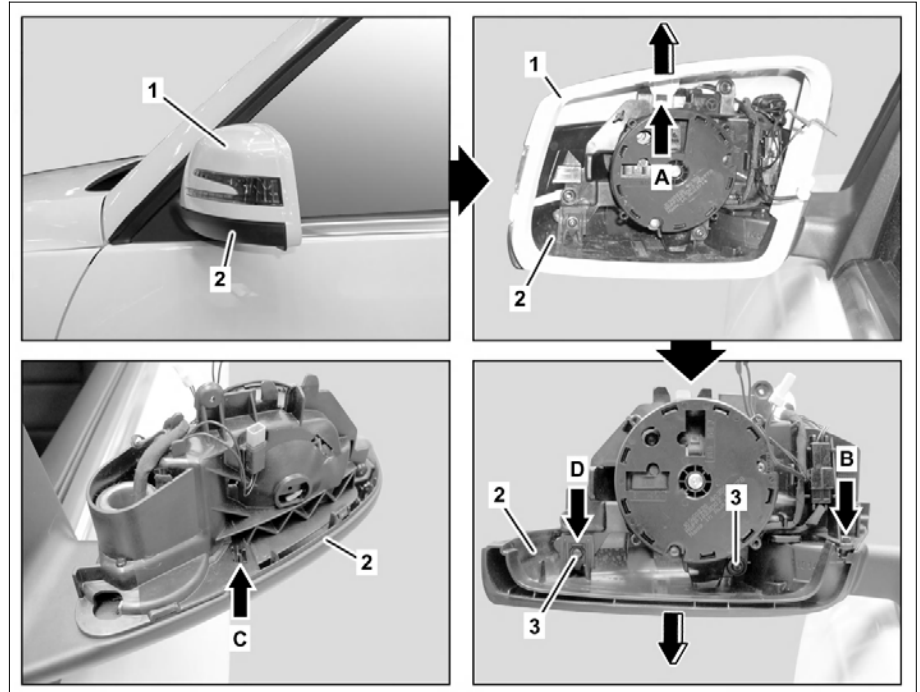


- Model 117, 156, 176, 204.3/9, 212, 218, 242, 246
- Model 204.0## #A as of 213187
- Model 204.0## #R as of 048423
- Model 204.0##/2## #F as of 231783
- Model 207.### ## as of 032555
- Model 216 as of 6/1/09
- Model 221 as of 6/1/09

Illustrated on model 204.9


- 1 Upper trim panel
- 2 Lower trim panel
- 3 Screw



P88.70-2548-06



Shown on left outside mirror on model 212 with code 501 (360 degree camera)

- 1 Upper trim panel
- 2 Lower trim panel
- M21/1e1 Left outside mirror ambient lamp
- M21/2e1 Right outside mirror ambient lamp
- B84/7 Left outside mirror 360° camera
- B84/8 Right outside mirror 360° camera
- B84/7x1 Left outside mirror 360° camera electrical connector
- B84/8x1 Right outside mirror 360° camera electrical connector

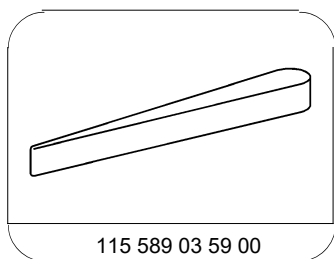


P88.70-2734-03

	Information on preventing damage to electronic components due to electrostatic discharge		AH54.00-P-0001-01A
	Remove/install		
1	Remove mirror glass on left and right outside mirror	Model 117, 156, 176, 242, 246	AR88.70-P-9020NKB

		Model 216 Model 221 Model 204.0### #A as of 213187 Model 204.0### #R as of 048423 Model 204.0###/2### #F as of 231783 Model 204.3/9, 212, 218 Model 207.### # as of 032555	AR88.70-P-9020TX AR88.70-P-9020CW
2	Unclip electrical connector for 360° camera on left outside mirror (B84/7x1) or electrical connector for 360° camera on right outside mirror (B84/8x1) from upper paneling (1) and disconnect	Model 204.9 with code 501 (360° camera) Model 207 as of model year 2014 with code 501 (360° camera) Model 212 as of model year 2014 with code 501 (360° camera) Model 218 as of model year 2015 with code 501 (360° camera)	
3	Lift catch hook (arrow) and remove upper paneling (1) upward in direction of arrow	 Long wedge	*115589035900
4	Remove bolts (3)		
5	Unlock catch hook (arrow B) as well as catch hook (arrow C) and retaining bracket (arrow D) and remove lower paneling (2) downward in direction of arrow	 Long wedge	*115589035900
6	Remove 360° camera on left outside mirror (B84/7) or 360° camera on right outside mirror (B84/8) from bottom paneling (2)	Model 204.9 with code 501 (360° camera) Model 207 as of 6/1/13 as of model year 2014 with code 501 (360° camera) Model 212 as of model year 2014 with code 501 (360° camera) Model 218 as of model year 2015 with code 501 (360° camera)	AR54.30-P-3002ECM
7	Remove left outside mirror ambient lamp (M21/1e1) or right outside mirror ambient lamp (M21/2e1) from lower paneling (2)	Model 117, 156, 176, 242, 246 with code P49 (Mirror package) Model 204, 221 with code 249 (Automatically dimming mirrors) Model 207 as of model year 2014 with code 501 (360° camera) Model 212, 216, 218	
8	Install in the reverse order		
9	Calibrate 360° camera for left outside mirror (B84/7) or 360° camera for right outside mirror (B84/8) using Star Diagnosis	Model 204.9 with code 501 (360° camera) Model 207 as of 6/1/13 with code 501 (360° camera) Model 212 as of model year 2014 with code 501 (360° camera) Model 218 as of model year 2015 with code 501 (360° camera)	AD00.00-P-2000-04A

AD



115 589 03 59 00

Long wedge