


MODEL 221.0/ 1

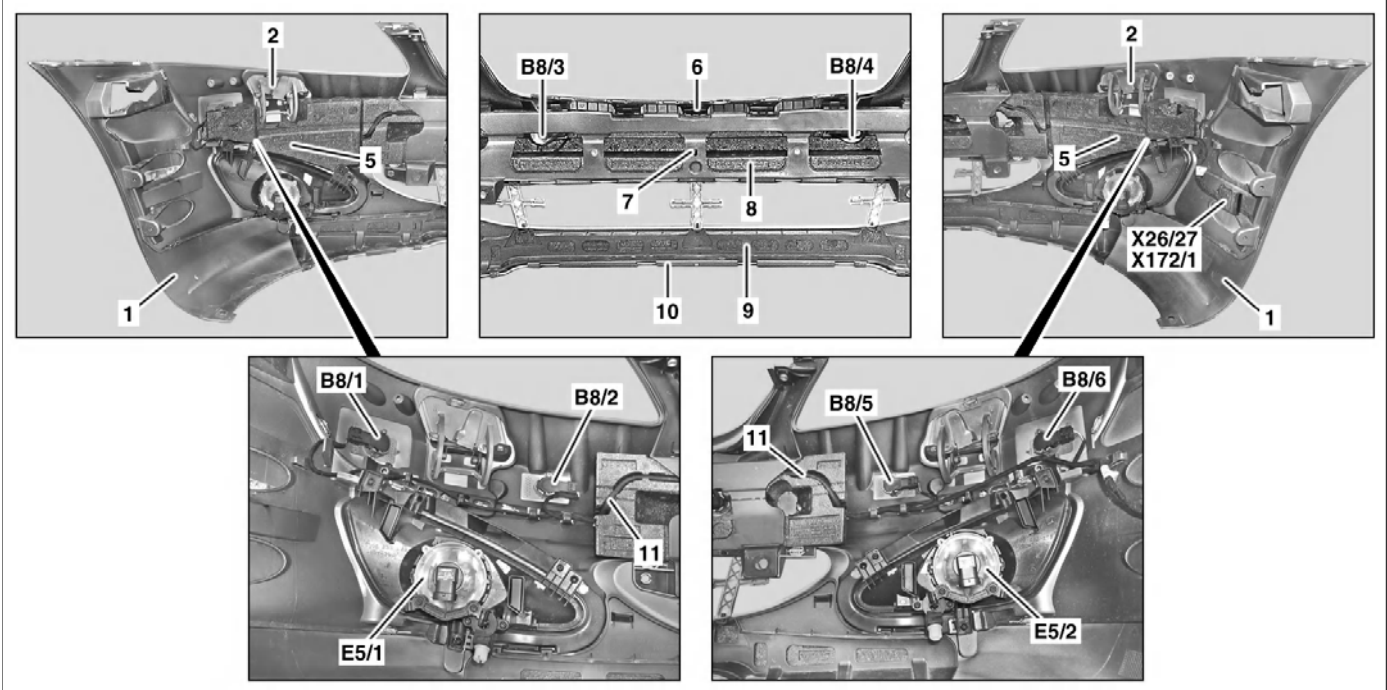
Shown on vehicle with code (220)
Parktronic system (PTS) and code (600)
Headlamp cleaning system

- 1 Front bumper
- 2 Flap (with code (600) Headlamp cleaning system)
- 3 Tow eye cover
- 4 License plate molding

- E5/1 Left front fog lamp
- E5/2 Right front fog lamp



P88.20-2774-04



P88.20-2775-09

Shown on vehicle with code (220)
Parktronic system (PTS) and code (600)
Headlamp cleaning system

- 1 Front bumper
- 2 Flap (with code (600) Headlamp cleaning system)
- 5 Outer impact absorber
- 6 Support
- 7 Inner part, middle
- 8 Center impact absorber
- 9 Bottom impact absorber
- 10 Basic carrier
- 11 Wiring harness (with code (220) Parktronic system (PTS) or code (229) Park Assist)

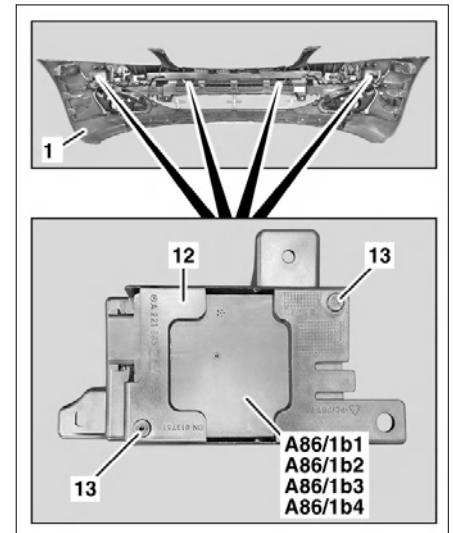
- B8/1 Outer left front PTS ultrasonic sensor (with code (220) Parktronic system (PTS))
- B8/2 Center left front PTS ultrasonic sensor (with code (220) Parktronic system (PTS))
- B8/3 Left front inner PTS ultrasonic sensor (with code (220) Parktronic system (PTS))
- B8/4 Inner right front PTS ultrasonic sensor (with code (220) Parktronic system (PTS))
- B8/5 Center right front PTS ultrasonic sensor (with code (220) Parktronic system (PTS))

- B8/6 Outer right front PTS ultrasonic sensor (with code (220) Parktronic system (PTS))
- E5/1 Left front fog lamp
- E5/2 Right front fog lamp
- X26/27 PTS, front bumper connector (with code (220) Parktronic system (PTS))
- X172/1 Radar sensors/FFS connector, front bumper (with code (229) Park Assist)






Vehicles with code (229) Park Assist

- 1 Front bumper
- 12 Bracket (with code (229) Park Assist)
- 13 Expansion rivet (with code (229) Park Assist)

- A86/1b1 Left outer radar sensor, front bumper (with code (229) Park Assist)
- A86/1b2 Left inner radar sensor, front bumper (with code (229) Park Assist)
- A86/1b3 Right inner radar sensor, front bumper (with code (229) Park Assist)
- A86/1b4 Right outer radar sensor, front bumper (with code (229) Park Assist)



P88.20-2776-02

 	Disassemble/assemble		
1	Remove front bumper (1).		AR88.20-P-2000SX
2	Remove license plate.		
3	Remove license plate molding (4)		
4	Install tow eye cover (3)		
5	Remove left and right outer impact absorber (5)		
6	Remove left front fog lamp (E5/1) and right front fog lamp (E5/2)		
7	Remove support (6), center inner section (7) and basic carrier (10)		
8.1	Expose wiring harness (11) and remove front bumper PTS connector (X26/27) or radar sensors/FFS connector, front bumper (X172/1)	On vehicles with code (220) Parktronic system (PTS) or code (229) Park Assist	
9	Remove center impact absorber (8) and bottom impact absorber (9)		
10.1	Remove front PTS ultrasonic sensors (B8/1, B8/2, B8/3, B8/4, B8/5 and B8/6)	On vehicles with code (220) Parktronic system (PTS)  Installation: Ensure that sealing rings of PTS ultrasonic sensors (B8/1, B8/2, B8/3, B8/4, B8/5 and B8/6) are seated correctly.	AH54.00-P-0001-01A
	Information on preventing damage to electronic components due to electrostatic discharge		
11.1	Remove radar sensors (A86/1b1, A86/1b2, A86/1b3 and A86/1b4) with corresponding bracket (12).  Information on preventing damage to electronic components due to electrostatic discharge	On vehicles with code (229) Park Assist	AH54.00-P-0001-01A
12.1	Remove flap (2)	On vehicles with code (600) Headlamp cleaning system	
13	Assemble in reverse order		