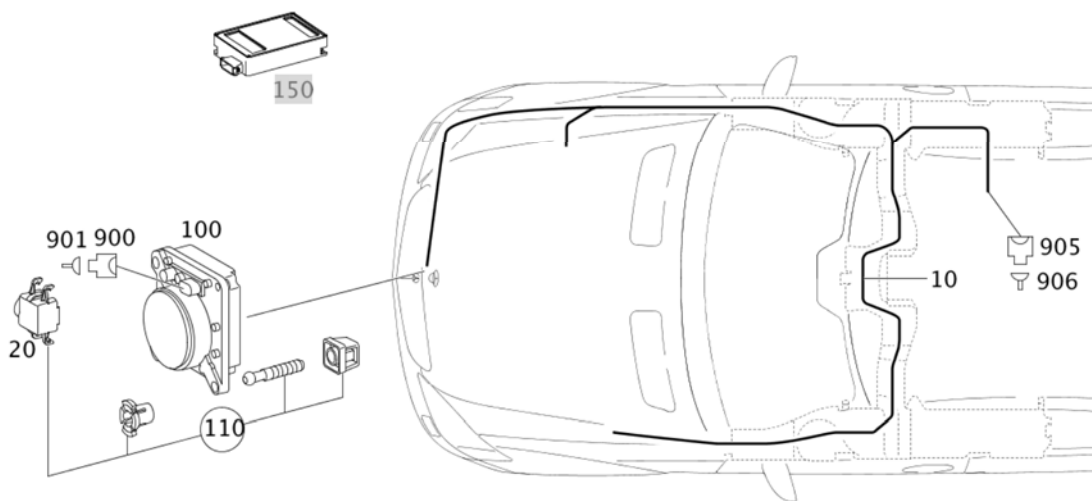


















- Parts list -














Mode	BM mode	Catalog	63V
VIN/mod. des.	WDD2211761A229467	Group	54 ELECTRICAL EQUIPMENT AND INSTRUMENTS
VIN	WDDNG76X48A229467		
Assortment class	PC	Sub-group	755 PROXIMITY- CONTROLLED CRUISE CONTROL
Market			
BM overview	S 600		







Copyright 2020-07-04 Daimler AG

Image ID: drawing_B5475500024

Item	Part number	Designation/additional information	Qty
10	A 221 540 53 05 	WIRING HARNESS DISTRONIC, FRAME FLOOR SYSTEM  Code: 219/233;  Plant information	1
20	A 001 546 64 35	PROTECTIVE CAP CONTROL-UNIT PLUG-CONNECTION  Code: 219/233;  Plant information	1
100	A 221 540 47 45	CONTROL UNIT, DISTRONIC ENGINE HOOD,FRONT,BEHIND RADIATOR GRILLE SHELL Replaced by: A 221 540 84 45  Code: (219/233)+-(800/801/802);  [672] PART MUST BE CHECKED FOR CURRENT FLASHWARE AFTER INSTALLATION  Plant information  Fault location 54601	1
100	A 221 540 84 45	CONTROL UNIT, DISTRONIC ENGINE HOOD,FRONT,BEHIND RADIATOR GRILLE SHELL; DTR Replaced by: A 221 540 37 62 Replaces: A2215404745  Code: (219/233)+-(800/801/802);  [672] PART MUST BE CHECKED FOR CURRENT FLASHWARE AFTER INSTALLATION  Plant information  Fault location 54601	1
100	A 221 540 37 62	CONTROL UNIT, DISTRONIC ENGINE HOOD,FRONT,BEHIND RADIATOR GRILLE SHELL Replaced by: A 221 540 81 62 Replaces: A2215408445 Replaces: A2215404745  Code: (219/233)+-(800/801/802);  [672] PART MUST BE CHECKED FOR CURRENT FLASHWARE AFTER INSTALLATION  Plant information	1

Item	Part number	Designation/additional information	Qty
100	A 221 540 81 62	CONTROL UNIT, DISTRONIC ENGINE HOOD,FRONT,BEHIND RADIATOR GRILLE SHELL Replaced by: A 221 540 57 01 Replaces: A2215403762 Replaces: A2215408445 Replaces: A2215404745  Code: (219/233)+-(800/801/802);  [672] PART MUST BE CHECKED FOR CURRENT FLASHWARE AFTER INSTALLATION  Plant information	1
100	A 221 540 57 01	CONTROL UNIT ENGINE HOOD,FRONT,BEHIND RADIATOR GRILLE SHELL Replaces: A2215408162 Replaces: A2215403762 Replaces: A2215408445 Replaces: A2215404745  Code: (219/233)+-(800/801/802);  [672, 697] PART MUST BE CHECKED FOR CURRENT FLASHWARE AFTER INSTALLATION  Plant information  Alternative parts are available	1
110	A 203 540 26 17	PARTS KIT BRACKET  Code: 233/219;	1
900	A 220 540 07 81	RECEPTACLE HOUSING RADAR SENSOR FOR DISTRONIC 6-PIN A89; 6-PIN MQS  Code: 219/233;	1
900	A 006 540 54 81	CONNECTOR HOUSING RADAR SENSOR FOR DISTRONIC 8-PIN A89; 8-PIN MQS  Code: 219/233/239;	1
901	A 008 545 63 26	CONTACT SOCKET RADAR SENSOR FOR DISTRONIC 6-PIN A89; 0.5-0.75 MM2 MQS  Code: 219/233;	NB
901	A 000 545 69 80	SEAL RADAR SENSOR FOR DISTRONIC 6-PIN A89; 1.4-1.9 MM MQS/MCP1.2  Code: 219/233;	NB
901	A 000 545 78 80	SEAL BLIND PLUG, GREEN A89; 5.2 MM MLK1.2/SLK2.8/LKS1.5  Code: 219/233;	NB

Item	Part number	Designation/additional information	Qty
901	A 000 546 14 69	BLIND PLUG RADAR SENSOR FOR DISTRONIC 6-PIN A89; 3.9 MM SLK2.8  Code: 219/233;	NB
901	A 000 982 54 07	CORRUGATED HOSE ADAPTER 8-POLIG  Code: 219/233/239;	1
905	A 049 545 87 28	PLUG POTENTIAL DISTRIBUTOR CONNECTOR (CAN) COCKPIT X30/28; 2-PIN MQS  Code: 219/233;	1
906	A 016 545 41 26	CONTACT SOCKET POTENTIAL DISTRIBUTOR CONNECTOR (CAN) COCKPIT X30/28; 0.25-0.5 MM2 MQS  Code: 219/233;	NB