



MekedeTech 10.25" Android 10 8 Core 4+64G Car Radio Multimedia Player GPS Navigation for Mercedes Benz S W221 W216 CL 2005-2013 S-Class Head Unit (NTG 3.5)

https://www.amazon.com/gp/product/B08M5BYQN9/ref=ppx_yo_dt_b_asin_image_o02_s00?ie=UTF8&psc=1



16GB MicroSD included


My vehicle

2010 S65 AMG Euro version with Rear Seat Entertainment package.

Glove Box MMI (Mercedes Media Interface) port with ipod and 3.5 mm female and USB.

No RCA in glovebox

Harmon Kardon Logic 7



My active connections.

- OE Fakra 4pin to LVDS box
- Mic jack 3.5 to supplied mic
- LVDS white connector to Android screen
- White cable to supplied loudspeaker
- Orange single pin to OE upper control panel connector (shows suspension raise and sport mode)



- MOST Audio in to Audio out (from Android)
- WiFi connected
- GPS connected (3 way FAKRA splitter integrated to connect to OEM GPS and Android GPS)

- Configurations tried
- Removed orange fiberoptic OE harness and connected to MOST box via 3 way connector.
 - 3 way connector connected to MOST box.
 - MOST box connected to Android harness.
 - OE harness (minus Orange Fiberoptic) connected to Android Female

Android Male connected to Comand



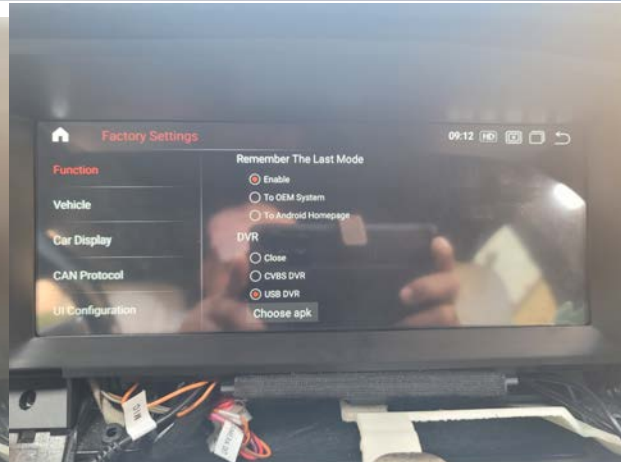
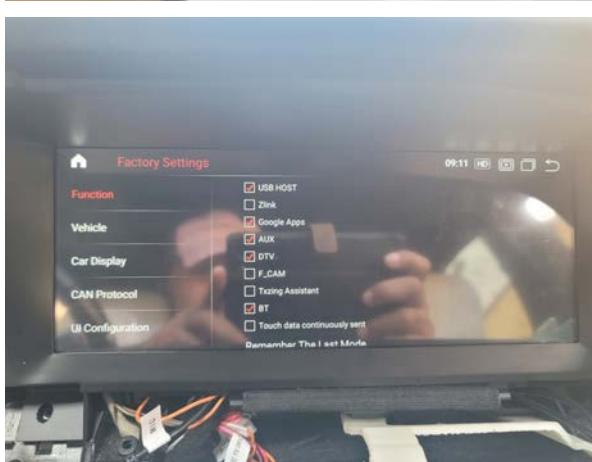
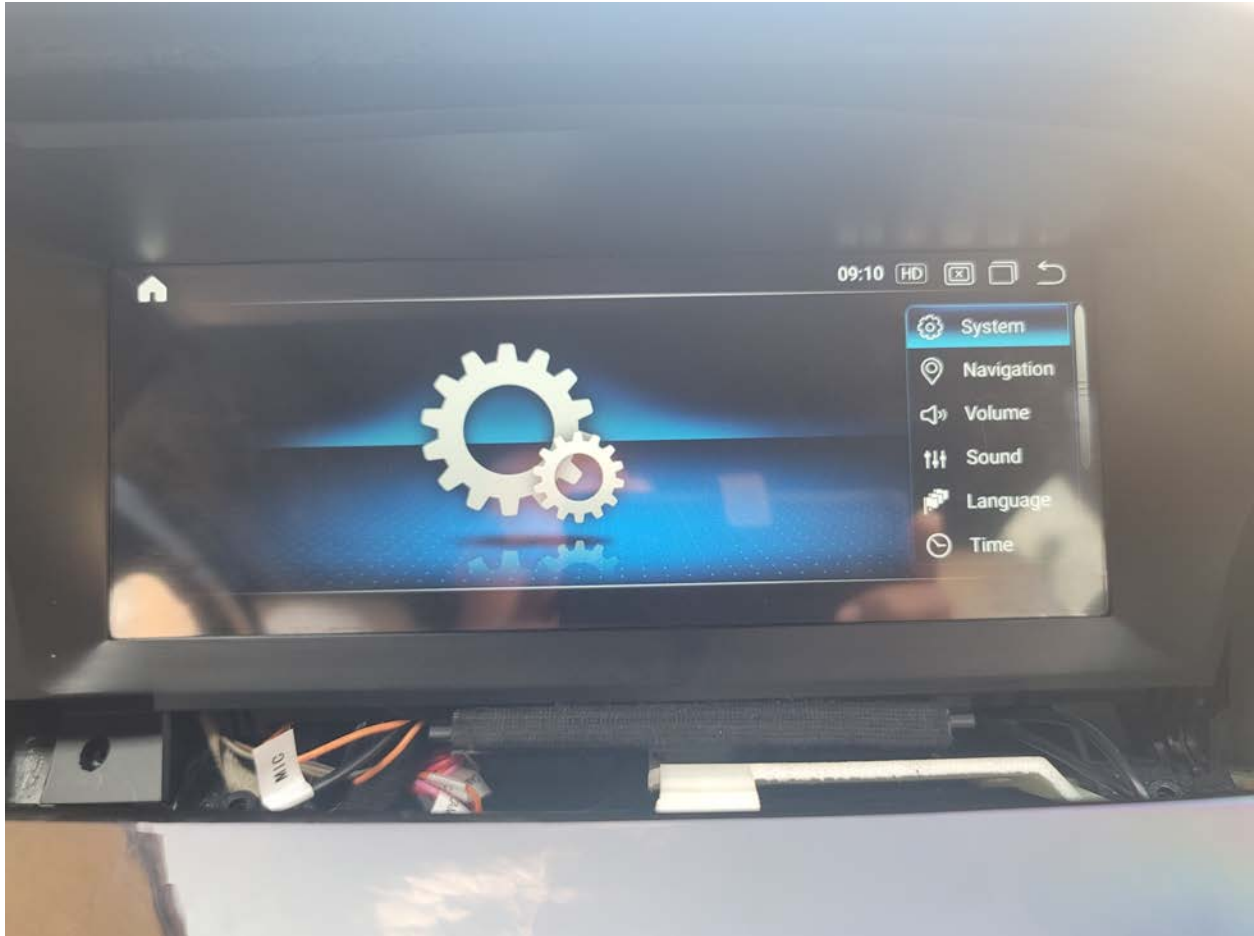
Programming

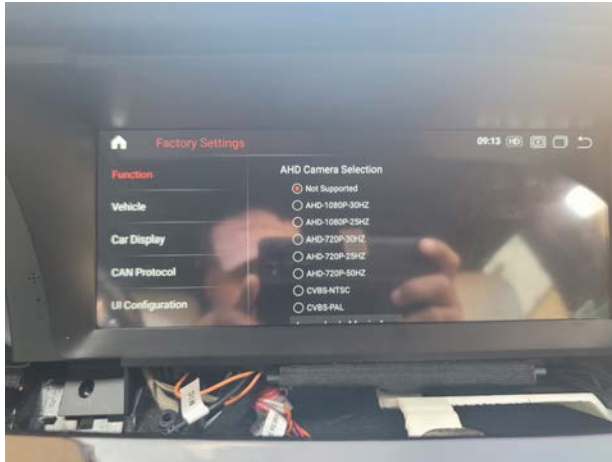
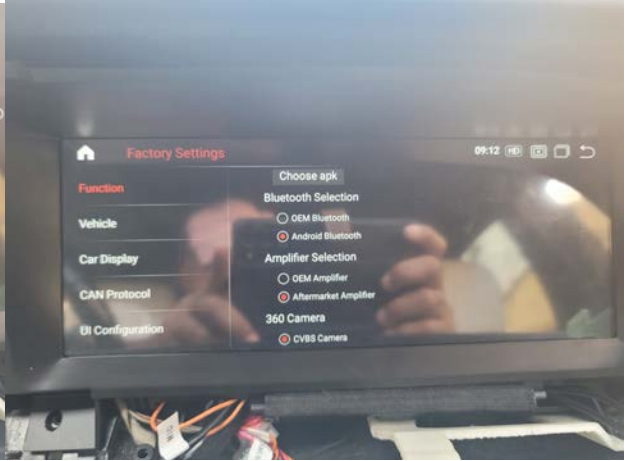
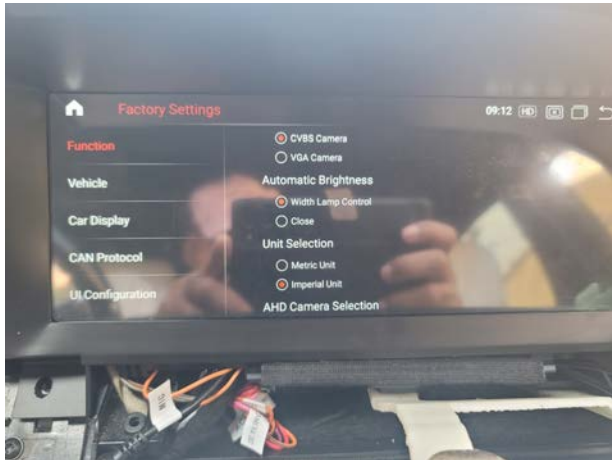


AUX position 1=2

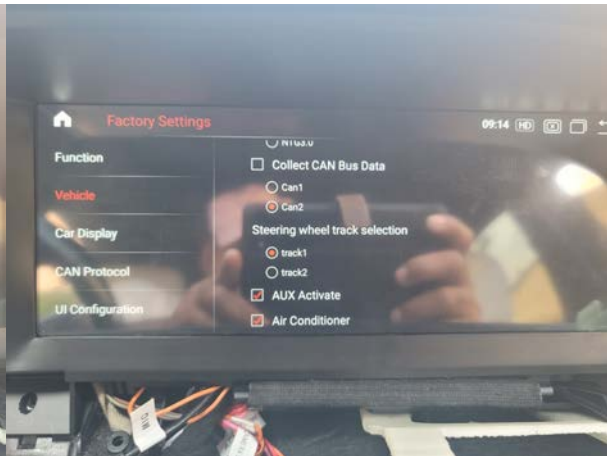
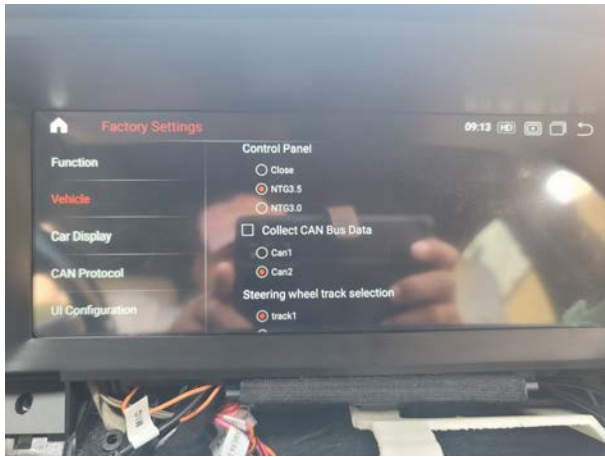
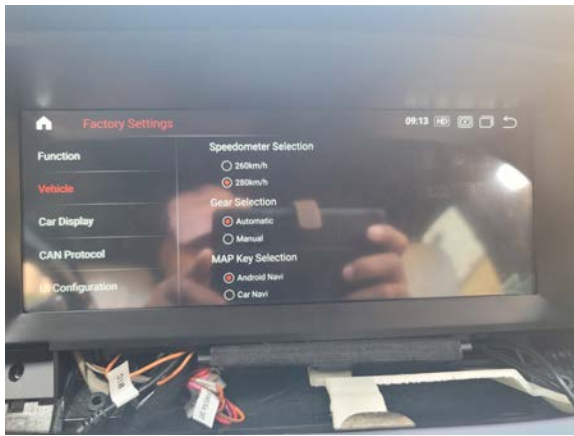
AUX position 2=9

Note....AUX on my menu is position 9...the first position is AM/FM, not shown

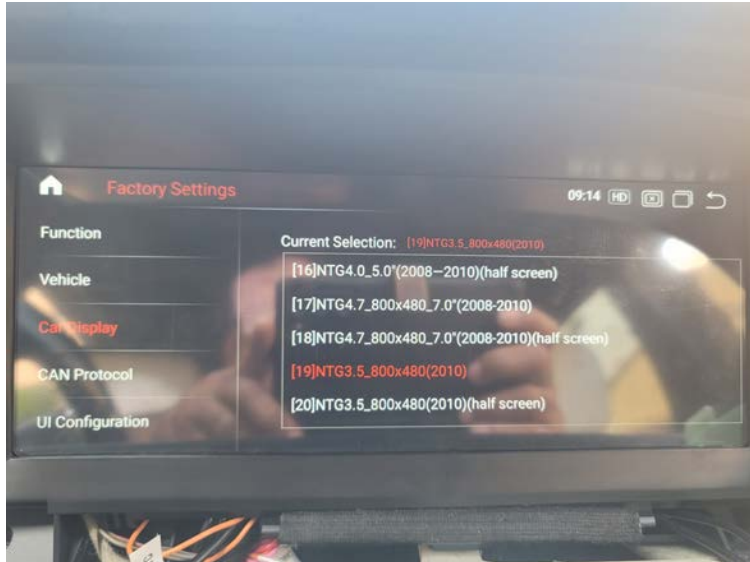




AUX switch mode = Automatic
AUX auto Switching = Other



AUX Activate



Display NTG 3.5



CAN protocol 3.5



UI configuration UI_MBUX





I have no sound from the Android screen.

I have changed to configuration to eliminate the MOST box and eliminate the orange fiber optic 3 way by connecting fiber optic directly into the Android male plug comand with audio 3.5 out to audio 3.5 in.

I have tried audio out female to audio in 3.5 female in glovebox MMI

I have tried selecting AUX in comand

I have tried selecting Media interface in comand with AUX position 2 =6

I have tried using the 3.5 audio out.

Findings: I have Audio on the 3.5 female audio out from Android. This was tested with an external speaker. For this reason, I concluded that the MOST box and the accompanying fiberoptic could be eliminated, as that configuration did not produce any audio out.

Removed MOST box and fiber optic to simplify.

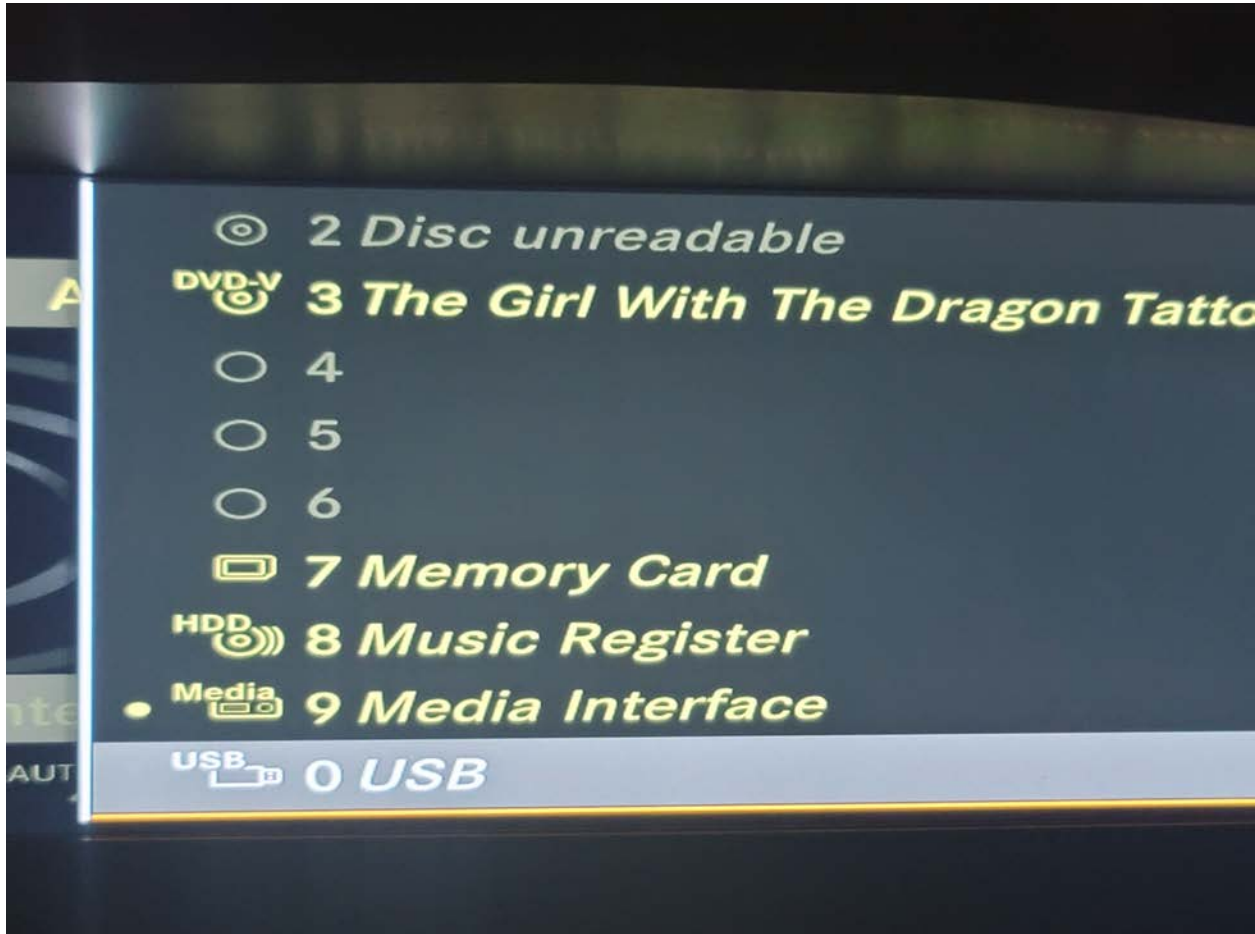
Points:

I know that this is a display unit with some apps that output via comand.

I think there is something in the configuration of the Euro with rear seat entertainment and the glovebox MMI (USB, ipod and 3.5 female audio) that somehow needs to be properly selected to direct the audio input.



The AUX option here is grayed out....I cannot access it. Any ideas?



My MEDIA INTERFACE options

I have tried all the combinations, outputs and options that I can think of. I still have no audio coming from comand. I have eliminated the MOST box and connected fiberoptic directly to aftermarket harness (male). Female connected to OEM male.

Audio out 3.5 connected to audio in 3.5.

Another option may be to connect it to the OEM MMI/AMI ipod/3.5 in the glovebox via the supplied 3.5 extension.

Things to investigate...is the MMI working? Could the adapter be defective?

Are my programming settings correct?

Is the unit properly wired?

Any ideas would be appreciated.

Thanks.