





















- Parts list -

Vehicle	WDDNG7DB2CA425732 (D63)	S500 CGI	
Color	890 - CAVANSITBLAU - METALLICLACK	Equipment	824 - LEDER / NAPPA / SEMIANILIN - BRAUN
FIN: WDD2211731A425732		Assortment class	PC
Group	20 ENGINE COOLING	Sub-group	200 CHARGE AIR COOLER WITH WATER CIRCUIT

Item	Part number	Designation/additional information	Qty
10	A 278 200 06 51	COOLANT LINE Feed line	1
20	A 006 997 27 48	O-RING Feed line and return line to charge air cooler	2
30	A 278 200 16 52	FEED LINE Feed line  Code: F216/F217/F221/F222; Replaced by: A 278 200 20 52	1
30	A 278 200 20 52	FEED LINE Feed line  Code: F216/F217/F221/F222; Replaces: A 278 200 16 52	1
40	N 910143 006001	HEXALOBULAR BOLT Feed line to timing case; M6X16	1
40	N 910143 006001	HEXALOBULAR BOLT Feed line to timing case; lower; M6X16  Code: F207/F212/F216/F217/F218/F221/F222/F231;	1
50	A 278 200 18 52 	FEED LINE To water pump  Code: F216/F217/F221/F222;	1
60	A 278 201 00 40	BRACKET Feed line	1
70	N 910143 006000	HEXALOBULAR BOLT Clamp to holder; M6X12	1
80	N 000000 000324	CLAMP Line mounting	1
100	A 230 995 01 05	SPRING BRACKET CLAMP 24.0/26.8 MM	7
110	A 278 205 00 40	BRACKET Feed line and return line to charge air cooler	2
120	A 278 200 05 51	COOLANT LINE Return	1
130	A 278 200 03 52	COOLANT LINE Return Replaced by: A 278 200 14 52	1
130	A 278 200 14 52	RETURN LINE Return Replaces: A 278 200 03 52	1
140	N 910143 006001	HEXALOBULAR BOLT Return line to timing case; M6X16	1
150	A 278 200 05 52 	RETURN LINE  Code: F166/F216/F217/F221/F222/F231;	1
160	N 910143 006001	HEXALOBULAR BOLT Return line to oil filter housing; M6X16	1

Parts Information

Item	Part number	Designation/additional information	Qty
170	A 278 203 04 17 	BLEED LINE To timing case and charge air cooler	1
175	A 007 993 40 01 	* CATCH SPRING To bleed line; 8.8 MM	1
180	N 000000 001045 	CLAMP Bleed line mount; 10/15	1
185	N 910143 006000 	HEXALOBULAR BOLT Bleed line mount; M6X12	1
190	A 000 995 35 07 	CLAMP Bleed line to charge air cooler; 12-22 MM  Code: -(152/153/421/F218/F292+-421);	1
210	N 910143 006001 	HEXALOBULAR BOLT Holder mount; M6X16  Code: F207/F212/F216/F217/F218/F221/F222/F231;	2
210	N 910143 006000 	HEXALOBULAR BOLT Return line to holder; M6X12  Code: F207/F212/F216/F217/F218/F221/F222/F231;	1
260	A 001 984 68 29	HEXALOBULAR BOLT Water reservoir to charge air cooler; 6X25	3
280	A 140 995 01 05	SPRING BRACKET CLAMP To vent hose; 14.7-16.5 MM/ 12 MM	1
300	A 278 090 04 14	CHARGE AIR COOLER  Code: -(F166/F292);	1
310	A 276 905 00 00	TEMPERATURE SENSOR Charge air cooler	1
320	N 910143 006002 	HEXALOBULAR BOLT M6X20	4
330	A 278 010 60 01	BLEED LINE To charge air cooler	1
350	Q 0000000001	IMPORTANT INFORMATION Part, see: KG 52 TU 140  [003988] VALVE IN DAMPER FILTER SCOPE OF DELIVERY	1