

- Parts list -

Vehicle	WDDNG71X97A138510 (63V)	S 500 / S 550 USA / JAPAN	
Color	650 - undefined	Equipment	204 -
FIN: WDD2211711A138510		Assortment class	PC
Group	35 REAR AXLE	Sub-group	075 REAR AXLE MOUNT

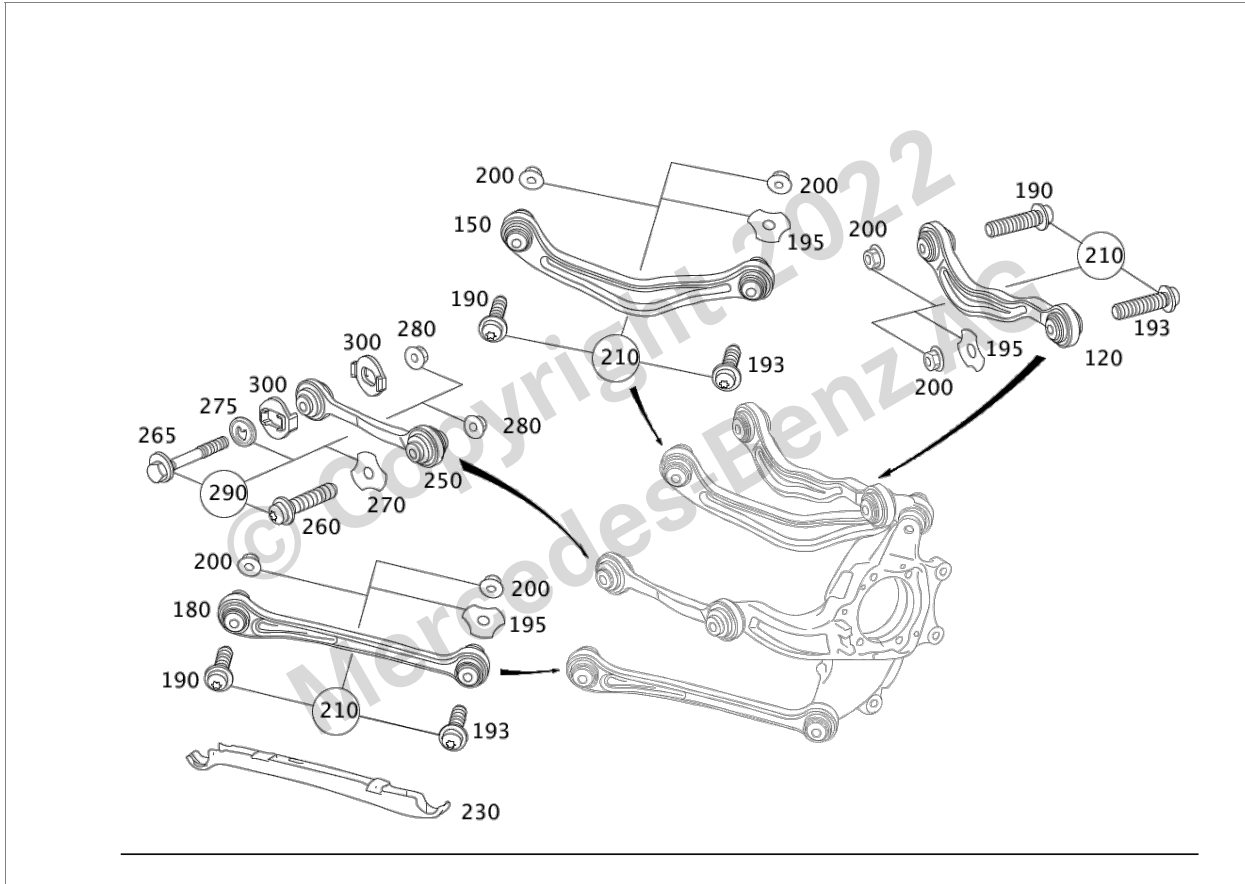

























Image ID: drawing_B35075000089

Item	Part number	Designation/additional information	Qty
10	A 221 350 21 08 🔍	WHEEL CARRIER LEFT	1
10	A 221 350 22 08 🔍	WHEEL CARRIER RIGHT	1
20	A 230 352 00 27 🔍	* SUPPORTING JOINT CARRIER LINK 🔍 Code: -(M275/M157); Replaced by: A 221 352 00 27	2
20	A 204 352 00 27 🔍	* BALL JOINT CARRIER LINK 🔍 Code: -(M275/M157);	2
20	A 221 352 00 27 🔍	* SUPPORTING JOINT CARRIER LINK 🔍 Code: -(M275/M157); Replaced by: A 204 352 00 27	2








Parts Information

Item	Part number	Designation/additional information	Qty
30	A 211 981 02 27 	* WHEEL BEARING WHEEL CARRIER  [001176] OBSERVE WIS  Code: -Z07;	2
40	A 230 357 00 71 	* SCREW WHEEL BEARING TO WHEEL CARRIER; M10X29  [414] THE OLD PART MUST NO LONGER BE INSTALLED  Code: -Z07; Replaced by: A 001 990 35 03 Replaced by: A 001 990 42 03	8
40	A 001 990 35 03 	* SCREW, ROUND HEXAL. HEAD WHEEL BEARING TO WHEEL CARRIER  Code: -Z07; Replaced by: A 001 990 42 03 Replaces: A 230 357 00 71	8
40	A 001 990 42 03 	* SCREW, ROUND HEXAL. HEAD WHEEL BEARING TO WHEEL CARRIER  Code: -Z07; Replaces: A 001 990 35 03 Replaces: A 230 357 00 71	8
50	A 211 357 03 08	REAR-AXLE WHEEL FLANGE WHEEL CARRIER  Code: -(M275/M60); Replaced by: A 211 357 04 08 Replaced by: A 211 357 05 08	1
50	A 211 357 04 08	REAR-AXLE WHEEL FLANGE WHEEL CARRIER  Code: -(M275/M60); Replaced by: A 211 357 05 08 Replaces: A 211 357 03 08	1
50	A 211 357 05 08	FLANGE WHEEL CARRIER  Code: -(M275/M60); Replaces: A 211 357 04 08 Replaces: A 211 357 03 08	1
50	A 211 357 03 08	REAR-AXLE WHEEL FLANGE WHEEL CARRIER Replaced by: A 211 357 04 08 Replaced by: A 211 357 05 08	1
50	A 211 357 04 08	REAR-AXLE WHEEL FLANGE WHEEL CARRIER Replaced by: A 211 357 05 08 Replaces: A 211 357 03 08	1
50	A 211 357 05 08	FLANGE WHEEL CARRIER Replaces: A 211 357 04 08 Replaces: A 211 357 03 08	1
60	A 230 357 03 89	PLUG FOR BRAKE STATOR	2
80	A 221 352 01 02	SPRING LINK TO WHEEL CARRIER  Code: -Z07;	2

Parts Information

Item	Part number	Designation/additional information	Qty
87	A 221 352 04 88	TRIM SPRING CONTROL ARM  Code: -(M275+M60);	2
89	A 000 990 54 92 9051 	RIVET MOUNTING, COVER; 6 MM	8
90	A 220 990 06 04	SCREW SPRING CONTROL ARM TO WHEEL BEARING; M14X1.5X80	2
95	A 002 990 86 05	CYLINDER SCREW W. FLANGE SPRING CONTROL ARM TO REAR SUBFRAME; M12X1.5X110	2
100	N 000000 003281	HEXAGON NUT SPRING CONTROL ARM TO WHEEL BEARING; M14X1,5	2
105	N 000000 003276	NUT SPRING CONTROL ARM TO REAR SUBFRAME; M12X1.5	2
110	A 140 352 15 76	WINDOW SPRING CONTROL ARM TO WHEEL BEARING	4
115	A 221 350 01 59	TS BOLT MOUNTING, SPRING LINK  [412] NO LONGER AVAILABLE; ORDER INDIVIDUAL PARTS	2
117	N 910105 014017	HEXAGON HEAD BOLT HYDROPNEUMATIC SPRING LEG TO SPRING CONTROL ARM; M14X1.5X80  Code: -Z07;	1
119	N 000000 005270	NUT HYDROPNEUMATIC SPRING LEG TO SPRING CONTROL ARM; M14	1
120	A 221 350 04 06 	CAMBER ARM TO WHEEL CARRIER LEFT Replaced by: A 222 350 01 32	1
120	A 222 350 01 32	CAMBER ARM TO WHEEL CARRIER LEFT Replaces: A 221 350 04 06	1
120	A 221 350 06 06 	CAMBER ARM TO WHEEL CARRIER RIGHT Replaced by: A 222 350 02 32	1
120	A 222 350 02 32	CAMBER ARM TO WHEEL CARRIER RIGHT Replaces: A 221 350 06 06	1
150	A 221 350 02 06	TENSION STRUT TO WHEEL CARRIER LEFT	1
150	A 221 350 10 06	TENSION STRUT TO WHEEL CARRIER RIGHT	1
180	A 221 350 07 06 	THRUST ARM TO WHEEL CARRIER LEFT	1
180	A 221 350 08 06 	THRUST ARM TO WHEEL CARRIER RIGHT	1
190	A 002 990 68 05	CYLINDER SCREW W. FLANGE THRUST ARM, CAMBER STRUT AND STRUT ON REAR SUBFRAME; M12X1.5X63	6
193	A 002 990 70 05	CYLINDER SCREW W. FLANGE THRUST ARM, CAMBER STRUT AND STRUT ON REAR SUBFRAME; M12X1,5X85	3
195	A 220 357 07 75	WINDOW THRUST ARM, CAMBER STRUT AND STRUT ON REAR SUBFRAME  Code: -(M629+Z07)+-M275+-(M157+M55);	3
200	N 000000 003276	NUT THRUST ARM, CAMBER STRUT AND STRUT ON REAR SUBFRAME; M12X1.5	6

Parts Information

Item	Part number	Designation/additional information	Qty
210	A 221 350 00 59	TS BOLT THRUST ARM, CAMBER STRUT AND STRUT ON REAR SUBFRAME  [412] NO LONGER AVAILABLE; ORDER INDIVIDUAL PARTS  Code: -(M275/Z07);	6
230	A 221 352 03 88	TRIM THRUST ARM  Code: -M275;	2
250	A 221 350 11 53	TIE ROD LEFT	1
250	A 221 350 12 53	TIE ROD RIGHT	1
260	A 002 990 87 05 	CYLINDER SCREW W. FLANGE TIE ROD TO WHEEL BEARING; M 12X1.5X77	2
265	A 002 990 28 20	ECCENTRIC SCREW TIE ROD TO REAR-AXLE BRACKET, LEFT AND RIGHT	2
270	A 220 357 07 75	WINDOW TIE ROD TO WHEEL BEARING	2
275	A 220 352 01 76	WINDOW TIE ROD TO REAR-AXLE BRACKET, LEFT AND RIGHT Replaced by: A 000 352 00 76	2
275	A 000 352 00 76	WINDOW TIE ROD TO REAR-AXLE BRACKET, LEFT AND RIGHT Replaces: A 220 352 01 76	2
280	N 000000 003276	NUT TIE ROD TO WHEEL BEARING; M12X1.5	2
280	N 000000 003276	NUT TIE ROD TO REAR-AXLE BRACKET, LEFT AND RIGHT; M12X1.5	2
290	A 221 350 02 59	TS BOLT TIE ROD  [412] NO LONGER AVAILABLE; ORDER INDIVIDUAL PARTS	2
300	A 220 352 05 46	END STOP TIE ROD TO REAR SUBFRAME	4
350	A 140 357 05 72	BIHEXAGONAL NUT W. COLLAR AXLE SHAFT TO REAR AXLE SHAFT FLANGE  Code: -(M275+M60); Replaced by: A 000 353 13 73	2
350	A 000 353 13 73	COLLAR NUT, RA-SHAFT AXLE SHAFT TO REAR AXLE SHAFT FLANGE  Code: -(M275+M60); Replaces: A 140 357 05 72	2