

Service Campaign Bulletin

FILE: SERVICE: GROUP 00 OF SERVICE INFORMATION BINDER
PARTS: GROUP I OF INFORMATION _ PARTS & ACCESSORIES BINDER

Campaign No. 2006120006, December 2006

TO: ALL MERCEDES-BENZ CENTERS

SUBJECT: **MODEL 221**
MODEL YEAR 2007
REPLACE ABC HIGH-PRESSURE LINE; INSPECT COOLANT HOSE AND
REPLACE IF NECESSARY

This Service Campaign has been initiated because DCAG has determined that on affected vehicles (see VIN range below) the geometry of the ABC high pressure line may not meet specifications. This can cause the ABC high pressure line to be in contact with the engine coolant hose. The dealer will replace the ABC high pressure line with a modified version. The dealer will also check and replace the engine coolant hose if necessary.

Please review the Effective Serial Number chart located below, and if necessary, repair the subject vehicles during the vehicle's next service.

Prior to performing this Service Campaign:

- Please check VMI to insure the vehicle is involved and to determine if the vehicle has been previously repaired.
- Please review the entire Service Campaign bulletin.

Approximately 33 vehicles are affected.

Effective Serial Number Range

| Models | Chassis End Number | |
|---------|--------------------|---------|
| | From | To |
| 221.176 | A022143 | A030502 |

Note:

Every vehicle in the VIN range may not be included in the campaign. VMI must always be checked before performing campaigns to verify that the campaign is required on a specific vehicle. VMI **always** overrides the bulletin in reference to a specific vehicle's inclusion in a particular campaign. Please also note that Recall and Service Campaigns **do not expire** and may also be performed on a vehicle with a vehicle status indicator.

Order No. P-SC-2006120006

This bulletin has been created and maintained in accordance with MBUSA-SLP S423QH001, Document and Data Control, and MBUSA-SLP S424HH001, Control of Quality Records.

Procedure

A. INSPECT COOLANT HOSE FOR DAMAGE

1. Inspect coolant hose (A, Figure 1) from above for damage in circled area.
 - If coolant hose is not damaged: Perform Subject B only.
 - If coolant hose is damaged: Perform Subjects B and C.



Figure 1

B. REPLACE ABC HIGH-PRESSURE LINE

1. Remove fan shroud; refer to WIS document AR20.40-P-6800SZ.
2. Raise vehicle on lift; refer to WIS document AR00.60-P-1000SX.
3. Remove front and middle lower engine compartment paneling.

WARNING!

Risk of injury to skin or eyes caused by hydraulic fluid spraying out under high pressure. Risk of poisoning caused by swallowing hydraulic fluid. The engine must be shut off for at least 10 minutes before attempting detachment of the ABC high-pressure line.




Figure 2

4. Detach ABC high-pressure line (A, Figure 2) from front axle valve unit (B).
 - Plug opening of valve unit with a stop plug.




Figure 3

5. Detach steering line (A, Figure 3) from ABC high-pressure line bracket (B).
 - Remove bolt (left arrow).
6. Detach ABC high-pressure line bracket (B, Figure 3) from refrigerant compressor (C).
 - Remove bolt (right arrow).
7. Lower vehicle.
8. Detach ABC high-pressure line (A, Figure 4) from upper bracket (B).




Figure 4




Figure 5

9. Detach ABC high-pressure line (A, Figure 5) from tandem pump and remove from vehicle.
 - Remove TORX 40 bolts (arrows).

10. Install new ABC high-pressure line in reverse order.
 - Torque ABC high-pressure line at tandem pump to 9 Nm.
 - Torque ABC high-pressure line at upper bracket to 8 Nm.
 - Torque ABC high-pressure line bracket at refrigerant compressor to 20 Nm.
 - Torque steering line at ABC high-pressure line bracket to 10 Nm.
 - Torque ABC high-pressure line at front axle valve unit to 20 Nm.

11. Fill and bleed Active Body Control (ABC); refer to WIS document AR32.50-P-0021SX.

CAUTION!

Ensure the funnel and filter used in this procedure have not been used for pouring other operating fluids in order to prevent contaminants from entering and damaging the ABC system.

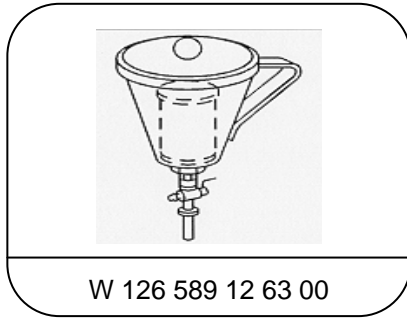
C. REPLACE COOLANT HOSE

1. Drain coolant; refer to WIS document AR20.00-P-1142H.

Note:

Only drain coolant from the radiator, not the whole system.

2. Replace coolant hose.

Special Tools

Funnel

Note:

The above-noted tool is an MBUSA Required Special Tool and should already be in every dealer's inventory.

Primary Parts Information

| Qty. | Part Name | Part Number | Estimated Replacement Rate |
|------|------------------------|--------------------|----------------------------|
| 1 | ABC High-pressure Line | A 221 320 27 72 05 | 100% |
| 1 | ABC Fluid | BQ 132 0001 | |

NOTE:

THE FOLLOWING SECONDARY PART(S) IS/ARE NOT TO BE ORDERED IN EQUAL QUANTITIES AS THE PRIMARY PART(S). THEREFORE DO NOT PACKAGE OR KIT CAMPAIGN PARTS TOGETHER SINCE NOT ALL VEHICLES WILL REQUIRE THESE PARTS.

Secondary Parts Information

| Qty. | Part Name | Part Number | Estimated Replacement Rate |
|------|--------------|-----------------|----------------------------|
| 1 | Coolant Hose | A 221 501 14 84 | 6% |

Note:

- Please be aware that only the part number(s) referenced in the Campaign Bulletin is approved for use to repair the vehicle. Repairs performed using any other part(s) will not have been performed in accordance with the campaign. Accordingly, warranty claims submitted with reference to an improper part number(s) will be denied.
- The following allowable labor operation should be used when submitting a warranty claim for this repair:

Warranty Information**Repair 1 (Check coolant hose; replace ABC line)**

Operation: Coolant Hose, Check (02-5379)
 High Pressure Line – ABC, Replace (02-5361)

| Damage Code | Operation Number | Labor Time (hrs.) | Model Indicator(s) |
|-------------|------------------|-------------------|--------------------|
| 32 950 19 7 | 02-5379 | 0.1 | AB |
| | 02-5361 | 1.9 | AB |

Repair 2 (Check and replace coolant hose; replace ABC line)

Operation: Coolant Hose, Check (02-5379)
 High Pressure Line – ABC, Replace (02-5361)
 Coolant Hose, Replace (After Check) (02-5380)

| Damage Code | Operation Number | Labor Time (hrs.) | Model Indicator(s) |
|-------------|------------------|-------------------|--------------------|
| 32 950 19 7 | 02-5379 | 0.1 | AB |
| | 02-5361 | 1.9 | AB |
| | 02-5380 | 0.4 | AB |