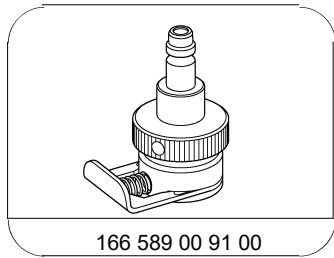
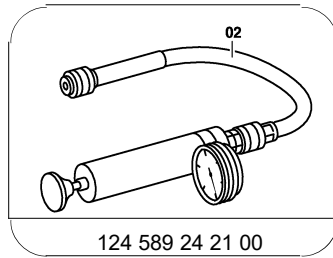


- Model 215, 216**
Model 217
with code 487 (Active Body Control (ABC))
Model 220
with code 487 (Active Body Control (ABC))
except code 979 (Special protection MB Guard)
Model 221
with code 487 (Active Body Control (ABC))
except code Z07 (B7 armoring on special protection version)
Model 222, 230, 231
with code 487 (Active Body Control (ABC))



Adapter



Pressure pump

Shown on MODEL 231

- 084 Pressure pump
- 1 Adapter
- 2 Expansion reservoir



P32.50-2350-12



Shown on model 220

- 084 Pressure pump
- 084a Pressure hose
- 2 Expansion reservoir



P32.50-2076-12

i A new tandem pump is bled as a result of the pressure buildup in the ABC system.

The following special tools are required:  pressure pump (084) and  adapter (1).

- 1 Connect suitable pressure hose (084a) to pressure pump (084).
- 2 Pull dipstick out of the expansion reservoir (2).
- 3 Model 217
with code 487 (Active Body Control (ABC))
Model 222
with code 487 (Active Body Control (ABC))
Model 231
with code 487 (Active Body Control (ABC))
Mount adapter (1) to expansion reservoir (2).
- 4.1 Model 215, 216
Model 220
with code 487 (Active Body Control (ABC))
except code 979 (Special protection MB Guard)
Model 221
with code 487 (Active Body Control (ABC))
except code Z07 (B7 armoring on special protection version)
Model 230
with code 487 (Active Body Control (ABC))
Insert the pressure hose (084a) into the fitting of the dipstick opening and press on firmly.

i 2nd person required.

- 4.2 Model 217
with code 487 (Active Body Control (ABC))
Model 222
with code 487 (Active Body Control (ABC))
Model 231
with code 487 (Active Body Control (ABC))
Connect pressure pump (084) to adapter (1).
- 5 Use pressure pump (084) to produce a pressure of approx. 1 bar.
- 6 Start engine and wait until pressure at pressure pump (084) has dropped to 0 bar.