

- Parts list -

Vehicle	WDDNG7BB2AA357139 (63V)	S 500/550 L	
Color	040 - SCHWARZ - UNILACK	Equipment	211 - LEDER - SCHWARZ / ANTHRACIT
FIN: WDD2211711A357139		Assortment class	PC
Group	91 DRIVER'S SEAT	Sub-group	065 LEFT SEAT

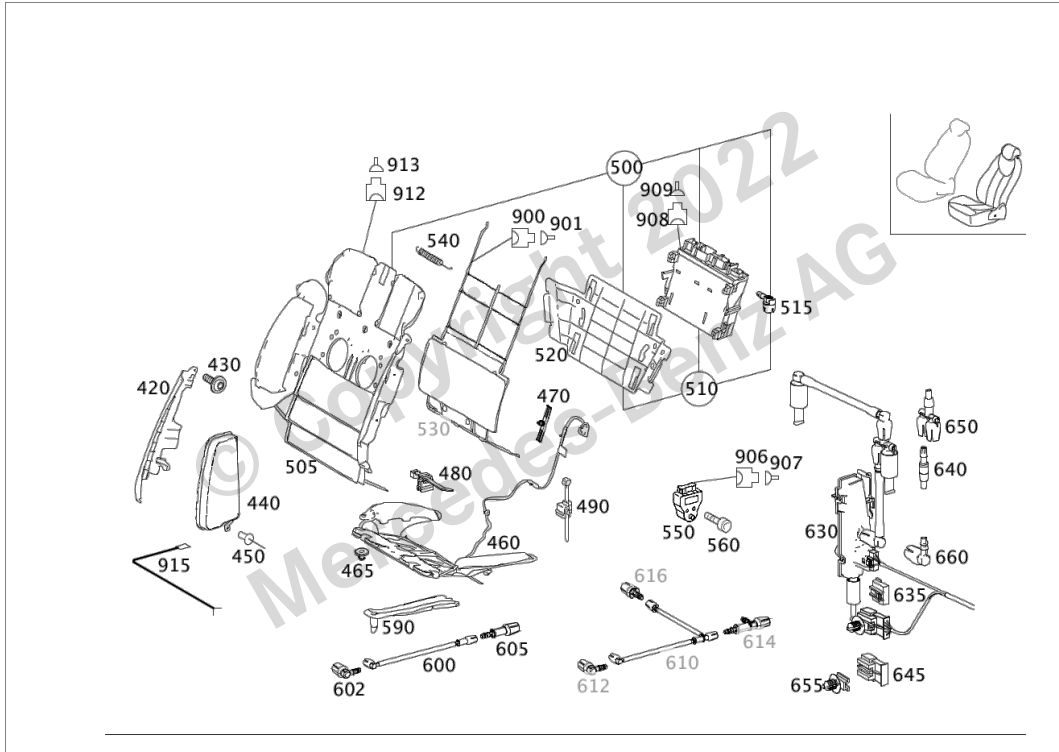












Image ID: drawing_B91065000063

Item	Part number	Designation/additional information	Qty
20	A 221 910 49 50 	PADDING Code: 401;	1
50	A 221 910 09 51 9E43 	COVER, SEAT CUSHION [002275] WITH HEAT MAT Code: 210A+(401/402+873);	1
90	A 123 924 17 29 	BRACKET LONGITUDINAL UPHOLSTERY, LEFT SEAT; 505 MM	2
100	A 124 914 07 29	BRACKET COVER, LEFT; 320 MM	1
100	A 201 924 07 29	BRACKET CROSS STAPLE UPHOLSTERY, LEFT SEAT; 295 MM	2
150	A 221 910 01 34	BACKREST FRAME	1
170	A 221 910 11 39 9E65 	TRIM Code: (210A/810A)+401+-407;	1
180	A 001 984 09 29	SCREW FASTENING FOR LINING; 4.2X23	2
190	A 140 984 47 29	SCREW BACKREST TO SEAT ADJUSTMENT; M10X12	4
200	A 221 910 25 16 	PADDING, SEAT BACKREST Code: 401+432; Replaced by: A 221 910 37 04	1
200	A 221 910 37 04 	PADDING, SEAT BACKREST Code: 401+432; Replaces: A 221 910 25 16	1






































Parts Information

Item	Part number	Designation/additional information	Qty
210	A 221 910 67 47 9E43 	COVER, BACKREST  [002275] WITH HEAT MAT  Code: 210A+(401/402+873)+432;	1
260	A 221 810 00 69 9051 	* PLATE LINING; AIRBAG  Code: 800;	1
270	A 123 924 17 29	BRACKET LONGITUDINAL STAPLING; 505 MM	2
280	A 126 924 25 29	BRACKET TRANSVERSAL TACKING	2
300	A 221 914 04 17 	INSERT INTERIOR BACKREST	1
320	A 221 970 01 41 	HEAD RESTRAINT GUIDE HEAD RESTRAINT	2
330	A 000 970 00 26	FOLDING DEVICE HEADREST ADJUSTMENT	1
350	A 221 970 62 50 9E43 	HEAD RESTRAINT LEATHER  Code: (211A/214A/218A/275A/274A)+436;	1
360	N 912001 012001	SECURING HEAD RESTRAINT; 12MM	1
420	A 221 913 01 11 	PLATE LEFT SUPPORT  Code: 432;	1
420	A 221 913 02 11 	PLATE RIGHT SUPPORT  Code: 432;	1
430	A 001 984 57 29 	HEXALOBULAR BOLT MOUNTING, BRACKET FOR SUPPORT PLATE; M4X14  Code: 432;	6
440	A 164 860 17 05	SIDEBAG TO BACKREST FRAME	1
450	N 910002 004111	RIVET AIRBAG FASTENING; 4X11.43  [402] NO LONGER AVAILABLE	1
460	A 221 910 39 75 	INSERT, ADJUSTABLE DYNAMIC SEAT  Code: 432; Replaced by: A 221 910 14 04	1
460	A 221 910 14 04 	INSERT, ADJUSTABLE DYNAMIC SEAT  Code: 432; Replaces: A 221 910 39 75	1
465	A 140 997 05 86 	* GROMMET MOUNTING, PADDING  Code: 432;	6
470	A 000 546 69 43 	* BRACKET LINE FASTENING TO SEAT  Code: 432;	2
480	A 211 997 02 90 	* CABLE STRAP LINE FASTENING TO SEAT; 4,6X200 MM  Code: 432;	1
490	A 001 995 19 90 	* CABLE STRAP LINE FASTENING TO SEAT; 5X300 MM  Code: 432;	1
500	A 221 800 24 78 	VALVE BLOCK DYNAMIC SEAT  Code: 432;	1

Parts Information

Item	Part number	Designation/additional information	Qty
505	A 221 910 44 75 	* INSERT, ADJUSTABLE DYNAMIC SEAT  [414] THE OLD PART MUST NO LONGER BE INSTALLED  Code: 432; Replaced by: A 221 910 55 04	1
505	A 221 910 55 04 	* AIR CUSHION DYNAMIC SEAT  Code: 432; Replaces: A 221 910 44 75	1
510	A 221 900 37 01 	* CONTROL UNIT, COMPLETE LEFT SEAT  [672] PART MUST BE CHECKED FOR CURRENT FLASHWARE AFTER INSTALLAT ION  Code: 432; Replaced by: A 221 900 21 03 Replaced by: A 221 900 32 04 Replaced by: A 221 900 39 04	1
510	A 221 900 21 03 	* CONTROL UNIT, COMPLETE LEFT SEAT  [672] PART MUST BE CHECKED FOR CURRENT FLASHWARE AFTER INSTALLAT ION  Code: 432; Replaced by: A 221 900 32 04 Replaced by: A 221 900 39 04 Replaces: A 221 900 37 01	1
510	A 221 900 32 04 	* CONTROL UNIT, COMPLETE LEFT SEAT  [672] PART MUST BE CHECKED FOR CURRENT FLASHWARE AFTER INSTALLAT ION  Code: 432; Replaced by: A 221 900 39 04 Replaces: A 221 900 21 03 Replaces: A 221 900 37 01	1
510	A 221 900 39 04 	* CONTROL UNIT, COMPLETE LEFT SEAT  [672, 697] PART MUST BE CHECKED FOR CURRENT FLASHWARE AFTER INSTALLAT ION  Code: 432; Replaces: A 221 900 32 04 Replaces: A 221 900 21 03 Replaces: A 221 900 37 01	1
515	A 211 800 02 53 	** COUPLING, MECHANICAL  Code: 432;	6
520	A 221 951 01 14 	* BRACKET VALVE BLOCK MOUNTING  Code: 432;	1
540	A 000 993 29 11	EXTENSION SPRING TO BACKREST FRAME	2
540	A 221 993 00 11	EXTENSION SPRING 90 DEGREES POSITION	2
550	A 211 870 25 26	CONTROL UNIT, SEATS TO BACKREST FRAME FOR CLIM.-CONT. SEAT  Code: 401; Replaced by: A 221 870 53 87	1
550	A 221 870 53 87 	CONTROL UNIT TO BACKREST FRAME FOR CLIM.-CONT. SEAT  [697] PART IS ONLY OR ALSO SUPPLIED AS RECONDITIONED PART  Code: 401; Replaces: A 211 870 25 26	1
560	N 000912 004029	SCREW CONTROL UNIT FIXTURE; M4X10  Code: 401;	1
590	A 221 546 24 80	LINE GUIDE BELOW LEFT FRONT SEAT	1

Parts Information

Item	Part number	Designation/additional information	Qty
600	A 221 800 42 15  	HOSE LINE MULTICONTOUR SEAT  [402] NO LONGER AVAILABLE  Code: 432;	1
602	A 211 805 02 44  	* PLUG  Code: 432;	1
605	A 211 800 07 53 	* CONNECTOR COUPLING SYSTEM	1
605	A 211 800 07 53  	* CONNECTOR COUPLING SYSTEM PLUG  Code: 432;	1
630	A 000 800 76 78  	REGULATION VALVE DYNAMIC SEAT  Code: 432;	1
635	A 039 545 65 28  	* PLUG REGULATING VALVE; 6-PIN MQS  Code: 432;	1
640	A 211 805 02 44  	* PLUG REGULATING VALVE  Code: 432;	1
645	A 049 545 06 28  	* PLUG HOUSING REGULATING VALVE; 6-PIN MQS  Code: 432;	1
650	A 202 800 03 22  	* DISTRIBUTOR REGULATING VALVE  Code: 432;	1
655	A 000 991 12 95 	* PLUG-IN FASTENER REGULATING VALVE; 6.5-7 MM  Code: 432;	1
660	A 000 800 04 53  	* CONNECTOR COUPLING SYSTEM REGULATING VALVE  Code: 432;	3
900	A 039 545 65 28	PLUG LUMBAR SUPPORT ADJUSTMENT N32/23,N32/24; 6-PIN MQS  Code: -409/432;	2
901	A 016 545 41 26	CONTACT SOCKET LUMBAR SUPPORT ADJUSTMENT N32/23,N32/24; 0.25-0.5 MM2 MQS  Code: -409/432;	NB
904	A 028 545 84 28	RECEPTACLE HOUSING POWER HEADRESTS M27/4,M28/4; 4-PIN MQS	2
905	A 016 545 41 26	CONTACT SOCKET POWER HEADRESTS M27/4,M28/4; 0.25-0.5 MM2 MQS	NB
905	A 000 540 46 05	ELECTRIC LINE POWER HEADRESTS M27/4,M28/4; 0.75 MM2 MQS SN  [T774] CONNECTORS MUST ALSO BE ORDERED IN ACC. WITH THE TOTAL CABLE C ROSS-SECTION TO BE CONNECTED. SEE WIS FOR REPAIR INSTRUCTIONS. =====	NB
		SOLDER CONNECTOR SLEEVES: TOTAL WIRE CROSS-SECTION: A 001 546 99 41 GREEN 0.7 - 2.4 MM2 A 002 546 00 41 RED 2.0 - 4.0 MM2 A 002 546 01 41 BLUE 3.5 - 8.0 MM2 A 002 546 11 41 YELLOW 7.5 - 12.0 MM2 BUTT JOINT: A 002 546 13 41 0.5 MM2 A 002 546 14 41 0.8 MM2 A 002 546 15 41 1.3 MM2 A 002 546 16 41 2.0 MM2 =====	
906	A 028 545 83 28	RECEPTACLE HOUSING BLOWER REGULATOR N29/5,N29/6; 8 PIN MQS  Code: 401;	2
907	A 016 545 41 26	CONTACT SOCKET BLOWER REGULATOR N29/5,N29/6; 0.25-0.5 MM2 MQS  Code: 401;	NB
908	A 038 545 71 28	ELECTRIC COUPLING CONTROL UNIT MULTI-CONTOUR BACKREST N32/15,N32/16; 6-PIN MQS  Code: 409/432;	2

Parts Information

Item	Part number	Designation/additional information	Qty
909	A 016 545 41 26	CONTACT SOCKET CONTROL UNIT MULTI-CONTOUR BACKREST N32/15,N32/16; 0.25-0.5 MM2 MQS ☒ Code: 409/432;	NB
912	A 032 545 20 28	RECEPTACLE HOUSING VENTILATION BLOWER M18/10,M18/12; 2-PIN MQS ☒ Code: 401;	2
913	A 016 545 41 26	CONTACT SOCKET VENTILATION BLOWER M18/10,M18/12; 0.25-0.5 MM2 MQS ☒ Code: 401;	NB
915	A 002 540 23 05	ELECTRICAL WIRING HARNESS AIRBAG/SIDEBAG; 2-PIN 0.5MM2 ☒ [001822] ALSO ORDER: TERMINAL BLOCK 2 X A 001 546 99 41; CABLE TIE 5 X A 002 997 24 90	1