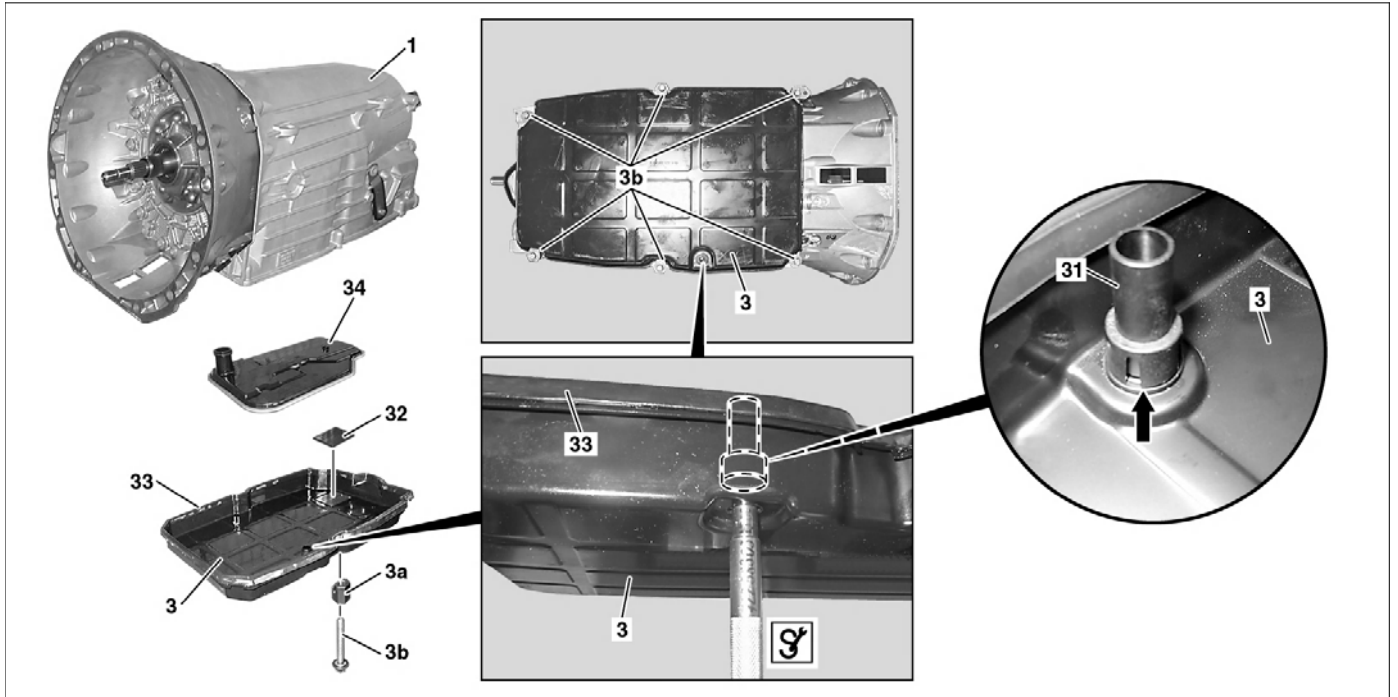


TRANSMISSION 722.9

Modification notes

5.12.13	Operation step for vehicles with CODE B03 (ECO start/stop function) added.		
---------	--	--	--









P27.00-2136-09

- 1 Transmission housing
- 3 Oil pan
- 3a Sprag
- 3b Bolts

- 31 Overflow pipe
- 32 Permanent magnet
- 33 Seal
- 34 Oil filter

<p><b>⚠ Danger!</b></p>	<p><b>Risk of injury</b> to skin or eyes from hydraulic fluid spraying out under pressure. <b>Risk of poisoning</b> from swallowing hydraulic fluid.</p>	<p>Depressurize hydraulic system completely before starting any work on it. Wear protective clothing and safety glasses.</p>	<p>AS00.00-Z-0013-01A</p>
<p><b>⚠ Danger!</b></p>	<p><b>Risk of accident</b> from vehicle starting off by itself when engine running. <b>Risk of injury</b> (bruises and burns) resulting from working on the engine while it is being started or when it is running.</p>	<p>Secure vehicle to prevent it from starting off by itself. Wear closed and snug-fitting work clothes. Do not touch hot or rotating parts.</p>	<p>AS00.00-Z-0005-01A</p>
<p><b>⚠ Danger!</b></p>	<p><b>Risk of injury</b>. Skin or eye injuries may result when handling hot or glowing objects.</p>	<p>Wear protective gloves, protective clothing and safety glasses, if necessary.</p>	<p>AS00.00-Z-0002-01A</p>
<p><b>⚠ Danger!</b></p>	<p><b>Risk of death</b> caused by vehicle slipping or toppling off of the lifting platform.</p>	<p>Align vehicle between vehicle lift columns and position the four support plates at the vehicle lift support points specified by the vehicle manufacturer.</p>	<p>AS00.00-Z-0010-01A</p>
<p><b>🗑 Remove</b></p>	<p><b>Remove</b></p>		
<p>1</p>	<p>Move A/T into neutral position and switch off ignition</p>		
<p>2</p>	<p>Lift vehicle on vehicle lift</p>	<p><b>i</b> The vehicle must be horizontal in the longitudinal and transverse direction on the vehicle lift.</p>	
<p>3 <b>🔧 AR</b></p>	<p>Remove automatic transmission auxiliary oil pump Remove/install auxiliary oil pump for automatic transmission</p>	<p>Vehicles with CODE B03 (ECO start/stop function) TRANSMISSION 722.9 in MODEL 166</p>	<p>AR27.30-P-0651GQ</p>

AR		TRANSMISSION 722.9 (except 722.96) in MODEL 205	AR27.30-P-0651LW
AR		TRANSMISSION 722.9 in MODEL 204, 207	AR27.30-P-0651FH
AR		TRANSMISSION 722.9 in MODEL 172, 212, 218	AR27.30-P-0651EL
AR		TRANSMISSION 722.9 in MODEL 216, 221	AR27.30-P-0651SXH
AR		TRANSMISSION 722.9 in MODEL 222	AR27.30-P-0651LF
AR		TRANSMISSION 722.9 in MODEL 231	AR27.30-P-0651RK
4	Drain ATF from torque converter Drain gear oil from torque converter	TRANSMISSION 722.9with drain screw on torque converter  Drain screw to torque converter	AR27.20-P-0200-03R *BA27.20-P-1001-01C
5	Remove oil pan (3)		AR27.10-P-7030W
6	Remove oil filter (34)		
	<b>Install</b>		
7	Install new oil filter (34) with new O-ring		
8	Install oil pan (3) with new seal (33) Remove/install automatic transmission oil pan	 Only use sprags (3a) approved for transmission 722.9. Otherwise contact corrosion may occur.  Always replace bolts (3b) and seal (33).  Do <b>not</b> coat any sealant or sealing component on oil pan (3) and transmission housing (1)!	AR27.10-P-7030W
9	Install automatic transmission auxiliary oil pump Remove/install auxiliary oil pump for automatic transmission	Vehicles with CODE B03 (ECO start/stop function) TRANSMISSION 722.9 in MODEL 166  TRANSMISSION 722.9 (except 722.96) in MODEL 205 TRANSMISSION 722.9 in MODEL 204, 207 TRANSMISSION 722.9 in MODEL 172, 212, 218 TRANSMISSION 722.9 in MODEL 216, 221 TRANSMISSION 722.9 in MODEL 222 TRANSMISSION 722.9 in MODEL 231	AR27.30-P-0651GQ  AR27.30-P-0651LW  AR27.30-P-0651FH AR27.30-P-0651EL  AR27.30-P-0651SXH AR27.30-P-0651LF AR27.30-P-0651RK
10	Fill automatic transmission with transmission oil. Service Information bulletin: Specifications for Operating Fluids for automatic transmission Filling automatic transmission with fluid Filling automatic transmission with fluid	TRANSMISSION 722.9 (except 722.96) TRANSMISSION 722.96	SI00.40-P-0014A  AR27.00-P-0270W AR27.00-P-0270SYZ

 Torque converter

Number	Designation			TRANSMISSION 722.9
BA27.20-P-1001-01C	Drain screw to torque converter	M8	Nm	10
		M10	Nm	15