


Engine 157, 276, 278 in model 222
 Engine 157, 278 in model 217
 Engine 278 in model 292

Shown on engine 278 in model 217


- 01 Spark plug wrench
- 1 Spark plug



P15.10-2541-06

Shown on ignition coil in engine 157.980

- 2 Spark plug connector
- 3 Rubber lip



P15.10-2579-02

	Danger !	Risk of injury. Skin or eye injuries may result when handling hot or glowing objects.	Wear protective gloves, protective clothing and safety glasses, if necessary.	AS00.00-Z-0002-01A
	Danger !	Risk of death caused by contact with parts conducting high voltages.	Do not touch parts which conduct high voltages. Persons who have electronic implants (e.g. cardiac pacemakers) may not perform any work on the ignition system.	AS15.10-Z-0001-01A
		Information on avoiding damage when replacing spark plugs		AH15.10-P-0002-02A
		Remove		
1		Remove ignition coils	Engine 157, 276, 278 in model 222 Engine 157, 278 in model 217 Engine 278 in model 292	AR15.12-P-2003LFB AR15.12-P-2003MLJ
		Clean		
2		Blow out any dirt residue in the spark-plug recesses using compressed air	<input checked="" type="checkbox"/> Record plug	*129589009100

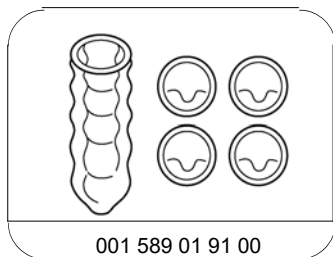
		Set of protective covers	*001589019100
	Remove		
3	Remove spark plugs (1) using spark plug wrench (01) from cylinder heads	Spark plug wrench	*278589000900
	Install		
4	Screw new spark plugs (1) using spark plug wrench (01) into cylinder heads	Spark plug to cylinder head Spark plug wrench	*BA15.10-P-1001-01C *278589000900
	Check		
5	Check spark plug connector (2), ignition coils and ignition lines for damage, deformation and crack formation	If complaint present ↓ Rectify problem subject to separate repair order.	
	Install		
6	Grease rubber lips (3) of spark plug connectors (2) using spark plug connector grease before installation	Spark plug connector grease	*BR00.45-Z-1102-06A
7	Install ignition coils	Engine 157, 276, 278 in model 222 Engine 157, 278 in model 217 Engine 278 in model 292	AR15.12-P-2003LFB AR15.12-P-2003MLJ

Spark plugs

Number	Designation	Engine 157	Engine 276
BA15.10-P-1001-01C	Spark plug to cylinder head	Nm 23	23

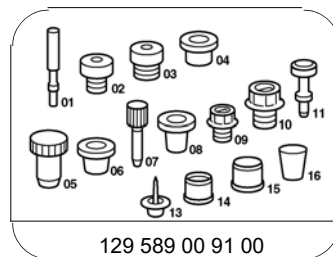
Spark plugs

Number	Designation	Engine 278
BA15.10-P-1001-01C	Spark plug to cylinder head	Nm 23



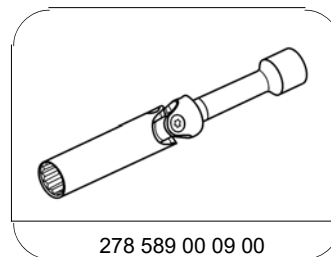
001 589 01 91 00

Set of protective covers



129 589 00 91 00

Record plug



278 589 00 09 00

Spark plug wrench

Repair materials

Number	Designation	Order number
BR00.45-Z-1102-06A	Spark plug connector grease	A 002 989 80 51