


Engine 157, 276, 278 in model 217

Engine 157, 276, 278 in model 222



P15.12-2162-09

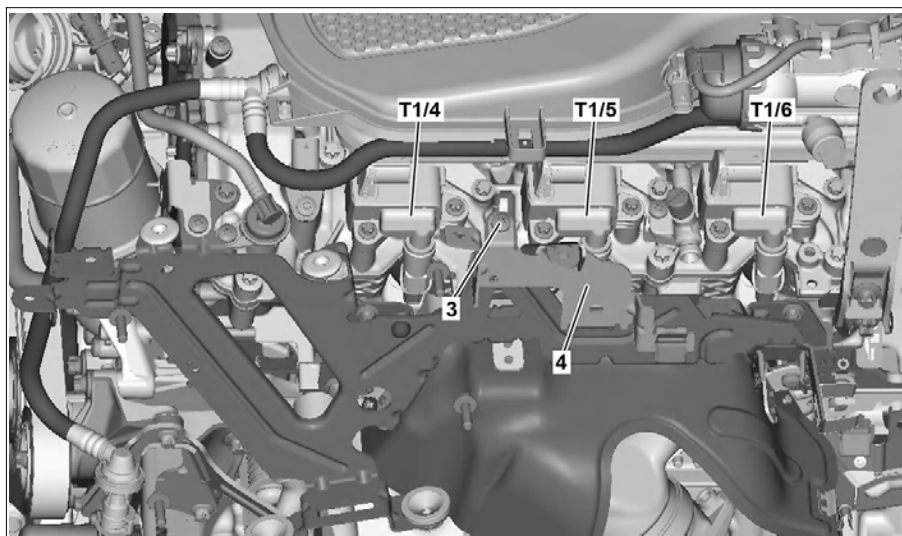
Shown on engine 278

- 1 Electrical connections
- 2 Screw/bolts
- T1/1 Cylinder 1 ignition coil
- T1/2 Cylinder 2 ignition coil
- T1/3 Cylinder 3 ignition coil
- T1/4 Cylinder 4 ignition coil

- T1/5 Cylinder 5 ignition coil
- T1/6 Cylinder 6 ignition coil
- T1/7 Cylinder 7 ignition coil
- T1/8 Cylinder 8 ignition coil
- a Spark plug connector











Shown on left cylinder head on engine 276.9

- 3 Screw/bolt
- 4 Bracket
- T1/4 Cylinder 4 ignition coil
- T1/5 Cylinder 5 ignition coil
- T1/6 Cylinder 6 ignition coil



P15.12-2166-05

<p>⚠ Danger!</p>	<p>Risk of death caused by contact with parts conducting high voltages.</p>	<p>Do not touch parts which conduct high voltages. Persons who have electronic implants (e.g. cardiac pacemakers) may not perform any work on the ignition system.</p>	<p>AS15.10-Z-0001-01A</p>
<p>⚠ Danger!</p>	<p>Risk of injury. Skin or eye injuries may result when handling hot or glowing objects.</p>	<p>Wear protective gloves, protective clothing and safety glasses, if necessary.</p>	<p>AS00.00-Z-0002-01A</p>

 Danger!	Risk of death caused by vehicle slipping or toppling off of the lifting platform.	Align vehicle between vehicle lift columns and position the four support plates at the vehicle lift support points specified by the vehicle manufacturer.	AS00.00-Z-0010-01A
	Information on preventing damage to electronic components due to electrostatic discharge		AH54.00-P-0001-01A
	Notes on avoiding damage to ignition system		AH15.10-P-0002-01V
	Remove/install		
1	Remove upper engine cover	Engine 276.9 in model 222	
2	Remove left and right air filter housing	Engine 276.8 in model 217, 222 Engine 157, 278 in model 217, 222	AR09.10-P-1150LFA AR09.10-P-1150LFB
3	Remove air filter housing with engine air intake duct upstream of air filter	Engine 276.9 in model 222  Bolt, air filter to cylinder head cover  Bolt, air filter to air intake pipe support brace	*BA09.10-P-1001-01M *BA09.10-P-1002-01M
4	Unclip engine wiring harness and place ME-SFI [ME] control unit with attached lines to one side	For removal of the ignition coils (T1/4, T1/5, T1/6). Engine 276.9 in model 222	AR07.08-P-7008LFH
5	Remove soundproofing on rails		
6	Remove screw/bolt (3) and bracket (4)	Engine 276.9 in model 222 When removing the ignition coil for cylinder 5 (T1/5).	
7	Disconnect electrical connections (1) at ignition coils (T1/1 to T1/6 or T1/1 to /1/8)		
8	Remove screw/bolts (2) for ignition coils (T1/1 to T1/6 or T1/1 to /1/8)	 Screw/bolt, ignition coil to cylinder head cover	*BA15.10-P-1001-04A
9	Pull out ignition coils (T1/1 to T1/6 or T1/1 to /1/8) with spark plug connectors (a) upwards and remove	 Installation: To reduce the force required for plugging/unplugging the spark plug connector grease must be applied before installation of the spark plug connector. The spark plug connector will be damaged otherwise for renewed removal.  Installation: Apply about 1 g of spark plug connector grease in the spark plug connector. Spark plug connector grease	*BR00.45-Z-1102-06A
10	Check ignition coils (T1/1 to T1/6 or T1/1 to /1/8) and spark plug connector (a) for damage and replace if necessary		
11	Install in the reverse order		
12	Read out fault memory using the diagnostic system and clear if necessary		
			AD00.00-P-2000-04B

 Air filter

Number	Designation		Engine 276.9
BA09.10-P-1001-01M	Bolt, air filter to cylinder head cover	Nm	9

 Air filter

Number	Designation		Engine 276.9
BA09.10-P-1002-01M	Bolt, air filter to air intake pipe support brace	Nm	9

 Ignition coil

Number	Designation		Engine 157	Engine 276
BA15.10-P-1001-04A	Screw/bolt, ignition coil to cylinder head cover	Nm	9	9

 Ignition coil

Number	Designation		Engine 278
BA15.10-P-1001-04A	Screw/bolt, ignition coil to cylinder head cover	Nm	9

Repair materials

Number	Designation	Order number
BR00.45-Z-1102-06A	Spark plug connector grease	A 002 989 80 51