

Mercedes-Benz S-Class Sedan



V222

Model Year 2020

Subject to Change

Mercedes-Benz
The best or nothing.





Important note

The information presented in this guide is based on the most current information available and is intended for internal use only. Mercedes-Benz reserves the right to make changes at any time, without notice, to colors, materials, equipment, special specifications and models.

Pricing may not yet be finalized for some models or options.

Due to variances among monitors and printers the colors that appear on your screen and printouts may not be exact.

For illustrative purposes, some images may show vehicles with European Specification.

Revision History

<i>Date</i>	<i>Changes</i>
02/25/2019	Publish DOG
03/05/2019	Removed P21 and P72 from standard. Added to DP1 package.
04/26/2019	Updated Pricing on DP1 Package, Comfort Box



S 450, S 450 4MATIC, S 560 & S 560 4MATIC, S 560e EQ Power



Models



What's new



Standard Equipment



Exterior Paint Colors



Wheels



Interior Upholstery



Interior Trims



Option Packages



Stand-Alone Options



Options in Detail



Specifications



S 450

(S450V - 222.166)

- MSRP \$TBD
- 3.0L V6 Biturbo Engine
- 362 Horsepower
- 369 lb-ft of Torque
- Launch date: Summer 2019



S 450 4MATIC

(S450V4 - 222.164)

- MSRP \$TBD
- 3.0L V6 Biturbo Engine
- 362 Horsepower
- 369 lb-ft of Torque
- Launch date: Summer 2019



S 560

(S560V - 222.183)

- MSRP \$TBD
- 4.0L V8 Biturbo Engine
- 463 Horsepower
- 516 lb-ft of Torque
- Launch date: Summer 2019



S 560 4MATIC

(S560V4 - 222.186)

- MSRP \$TBD
- 4.0L V8 Biturbo Engine
- 463 Horsepower
- 516 lb-ft of Torque
- Launch date: Summer 2019



S 560e EQ Power

(S560VE - 222.173)

- MSRP \$TBD
- Hybrid 3.0L V6 Biturbo Engine with 90kW e-motor
- 469 Horsepower (Combined)
- 516 lb-ft of Torque (Combined)
- Launch date: Summer 2019



Standard Equipment

- Active Parking Assist Package
- KEYLESS-GO
- HANDS-FREE ACCESS





Performance & Handling

- 9G-TRONIC 9-speed automatic transmission
- AIRMATIC Air Suspension
- DYNAMIC SELECT
- ECO Start/Stop System

Comfort & Convenience

- Power & Heated Front Seats with 3-Position Memory and Lumbar Support
- 64-color Ambient Lighting with Illuminated Door Sill Panels
- Burmester® Surround Sound System
- COMAND System with Navigation
- Smartphone Integration
- Power-folding mirrors
- Dual-Zone automatic climate control
- Power rear-window sunshade
- Garage Door Opener
- Double Front Sunvisors
- Leather Upholstery (Nappa Leather Upholstery on S 560/S 560 4M/S 560e)
- Panorama Roof
- Power Front Seats with Memory
- Wireless Charging Front
- KEYLESS Start
- KEYLESS-GO
- Electronic Trunk Closer
- Voice control system
- SiriusXM Radio with Free Trial Period
- Heat Insulating, Noise Insulating, and Infrared-Reflecting Laminated Glass


Safety & Security

- LED Intelligent Light System with Ultra Wide Beam Headlamps
- Auto-dimming Mirrors
- Active Brake Assist
- Mercedes-Benz eCall Emergency System
- MAGIC VISION CONTROL
- Rearview Camera
- Lane Tracking Package (Blind Spot Assist and Lane Keeping Assist)
- Antitheft Alarm System





Non-metallic Paints




040
Black
Option price: \$0


Metallic Paints




183
Magnetite Black
Option price: \$0



197
Obsidian Black
Option price: \$0




775
Iridium Silver
Option price: \$0




890
Lunar Blue
Option price: \$0



897
Ruby Black
Option price: \$0



988
Diamond Silver
Option price: \$0



989
Emerald Green
Option price: \$0



992
Selenite Grey
Option price: \$0



998
Anthracite Blue
Option price: \$0



296
Dune Silver
Option price: \$0





designo[®] Paints



049
Cashmere White Magno
(matte finish)¹
Option price: \$3,950



799
Diamond White
Option price: \$795

1) Paint requires additional 6-8 weeks of production time



66R

18" Twin 5-Spoke Wheels
R02

S 450 Standard

*No cost downgrade option for S 560
Not Available S 560e*

11R

19" Multispoke Wheels
R02

S 560 & S 560e Standard

R17

19" Twin-5-Spoke Wheels
R02

S 450 \$1,270

S 560/ S560e no charge

13R

20" Multispoke Wheels
R01

S 450 \$2,200

S 560/ S560e \$1,270

20R

20" Triple 5-Spoke Wheels
R01

S 450 \$2,200

S 560/ S560e \$1,270



793

19" Twin 5-Spoke Wheels
R02

*Only with AMG Line (321)
No charge*

RRM

20" Twin-5-Spoke Wheels
R01

*Only with AMG Line (321)
\$750*





<i>Code</i>	<i>Wheel Size</i>	<i>Description</i>	<i>Wheel Dimensions</i>		<i>Mobility</i>	<i>Availability</i>		<i>MSRP</i>
66R	18"	Twin 5-Spoke Wheels	245/50 R18 on 8 J x 18H2 ET41 245/50 R18 on 8 J x 18H2 ET41	(Front) (Rear)	R02	S 450		\$0
11R	19"	Multi-Spoke Wheels	245/45 R19 on 8.5 J x 19 ET36 275/40 R19 on 9.5 J x 19 ET43.5	(Front) (Rear)	R02	S 450 S 560		\$1,270 \$0
R17	19"	Twin 5-Spoke Wheels	245/45 R 19 on 8.5J x 19 ET36 275/40 R 19 on 9.5J x 19 ET43.5	(Front) (Rear)	R02	S 450 S 560		\$1,270 \$0
13R	20"	Multi-Spoke Wheels	245/40 R 20 on 8.5 J x 20 ET36 275/35 R 20 on 9.5 J x 20 ET43.5	(Front) (Rear)	R01	S 450 S 560		\$2,200 \$1,270
20R	20"	Triple 5-Spoke Wheels	245/40 R 20 on 8.5 J x 20 ET36 275/35 R 20 on 9.5 J x 20 ET43.5	(Front) (Rear)	R01	S 450 S 560		\$2,200 \$1,270
793	19"	Twin 5-Spoke Wheels	245/45 R 19 on 8.5 J x 19 ET38 275/40 R 19 on 9.5 J x 19 ET38	(Front) (Rear)	R02	S 450 S 560		\$0 \$0
								<i>Requires AMG Line (321)</i>
RRM	20"	Twin 5-Spoke Wheels	245/40 R 20 on 8.5 J x 20 ET38 275/35 R 20 on 9.5 J x 20 ET38	(Front) (Rear)	R01	S 450 S 560		\$750 \$750
								<i>Requires AMG Line (321)</i>



201

Black

Standard S 450

Requires 51U Black or 58U Crystal Grey Headliner



205

Silk Beige & Espresso Brown

Standard S 450

Requires 55U Porcelain Headliner



214

Nut Brown & Black

Standard S 450

Requires 51U Black Headliner



Interior Upholstery – Nappa Leather



801
Black

*Option price: \$ 2,290 (S 450), Standard S 560/ S560e
Requires 51U Black Headliner*



805
Silk Beige & Espresso Brown

*Option price: \$ 2,290 (S 450), Standard S 560/ S560e
Requires 55U Porcelain Headliner*



814
Nut Brown & Black

*Option price: \$ 2,290 (S 450), Standard S 560/ S560e
Requires 51U Black Headliner*



815
Porcelain & Black

*Option price: \$ 2,290 (S 450), Standard S 560/ S560e
Requires 51U Black Headliner*



818
Magma Grey & Espresso Brown

*Option price: \$ 2,290 (S 450), Standard S 560/ S560e
Requires 58U Crystal Grey Headliner*



Interior Upholstery – Exclusive Nappa Leather



501
Black

Option price: \$ 4,450 (S 450), \$ 2,160 (S 560 / S560e)
Requires 61U or 68U Headliner, Requires P34 and 735



505
Silk Beige & Espresso Brown

Option price: \$ 4,450 (S 450), \$ 2,160 (S 560 / S560e)
Requires 65U Headliner, Requires P34 and 735



514
Nut Brown & Black

Option price: \$ 4,450 (S 450), \$ 2,160 (S 560 / S560e)
Requires 61U Headliner, Requires P34 and 735



515
Porcelain & Black

Option price: \$ 4,450 (S 450), \$ 2,160 (S 560 / S560e)
Requires 61U or 65U Headliner, Requires P34 and 735



518
Magma Grey & Espresso Brown

Option price: \$ 4,450 (S 450), \$ 2,160 (S 560 / S560e)
Requires 68U Headliner, Requires P34 and 735



524
Mahogany & Silk Beige

Option price: \$ 4,450 (S 450), \$ 2,160 (S 560 / S560e)
Requires 65U Headliner, Requires P34 and 735



Interior Upholstery – *designo* Semi-Aniline Leather



962

Silk Beige & Deep Sea Blue

Option price: \$ 8,600 (S 450), \$ 6,550 (S 560 / S560e)
Requires Headliner 65U, Requires DD3, DP1, DB4, DE1, and DB5 Packages



965

Silk Beige & Titanium Grey Pearl

Option price: \$ 8,600 (S 450), \$ 6,310 (S 560 / S560e)
Requires Headliner 65U, Requires DD1, DP1, DB4, DE1, and DB5 Packages



975

Silk Beige & Satin Red Pearl

Option price: \$ 8,600 (S 450), \$ 6,310 (S 560 / S560e)
Requires Headliner 65U, Requires DD2, DP1, DB4, DE1, and DB5 Packages






<i>Code</i>	<i>Upholstery</i>	<i>Seats</i>	<i>Floor Mats</i>	<i>Upper Dash/Lower Dash</i>	<i>Seat Belts</i>	<i>Steering Wheel</i>	<i>Headliner</i>
201	Black	Black	Black	Black/Black	Black	Black	Black or Crystal Grey
205	Silk Beige & Espresso Brown	Silk Beige	Silk Beige	Espresso Brown/Silk Beige	Silk Beige	Silk Beige	Porcelain
214	Nut Brown & Black	Nut Brown	Black	Black/Nut Brown	Black	Black	Black
801	Black	Black	Black	Black	Black	Black	Black
805	Silk Beige & Espresso Brown	Silk Beige	Silk Beige	Espresso Brown/Silk Beige	Silk Beige	Silk Beige	Porcelain
814	Nut Brown & Black	Nut Brown	Black	Black/Nut Brown	Black	Black	Black
815	Porcelain & Black	Porcelain	Black	Black/Porcelain	Black	Black	Black
818	Magma Grey & Espresso Brown	Magma Grey	Magma Grey	Espresso Brown/Magma Grey	Magma Grey	Magma Grey	Crystal Grey
501	Black	Black	Black	Black/Black	Black	Black	Black or Crystal Grey
505	Silk Beige & Espresso Brown	Silk Beige	Silk Beige	Espresso Brown/Silk Beige	Silk Beige	Silk Beige	Porcelain
514	Nut Brown & Black	Nut Brown	Black	Black/Nut Brown	Black	Black	Black
515	Porcelain & Black	Porcelain	Black	Black/Porcelain	Black	Black	Black or Porcelain
818	Magma Grey & Espresso Brown	Magma Grey	Magma Grey	Espresso Brown/Magma Grey	Magma Grey	Magma Grey	Crystal Grey
524	Mahogany & Silk Beige	Mahogany	Silk Beige	Mahogany/Silk Beige	Silk Beige	Silk Beige	Porcelain



<i>Code</i>	<i>Upholstery</i>	<i>Seats</i>	<i>Floor Mats</i>	<i>Upper Dash/Lower Dash</i>	<i>Seat Belts</i>	<i>Steering Wheel</i>	<i>Headliner</i>
962	Silk Beige & Deep Sea Blue	Silk Beige	Silk Beige	Deep Sea Blue/Silk Beige	Silk Beige	Silk Beige	Porcelain
965	Silk Beige & Titanium Grey Pearl	Silk Beige	Silk Beige	Titanium Grey Pearl/Silk Beige	Silk Beige	Silk Beige	Porcelain
975	Silk Beige & Satin Red Pearl	Silk Beige	Silk Beige	Satin Red Pearl/Silk Beige	Silk Beige	Silk Beige	Porcelain




729

Black Poplar Wood
Option Price: \$0



H29

Burl Walnut Wood Light
Option Price: \$0



H16

designo Black Piano Lacquer Flowing Lines
Option Price: \$1,300
Requires Wood / Leather Steering Wheel (L2D)
N/A with 2XX or 8XX upholsteries, Only available with 5xx or 9XX upholsteries



H21

designo Black Piano Lacquer
Option Price: \$800

N/A with 2XX upholsteries and 8XX upholsteries
Only available with 5xx upholsteries or 9XX upholsteries



H27

designo Natural Grain Black Ash Wood
Option Price: \$800

n/a with Warmth & Comfort package (S 450 / S 560)
n/a with Wood/Leather steering wheel (L2D)



H28

designo Natural Grain Brown Ash Wood
Option Price: \$800

n/a with Warmth & Comfort package (S 450 / S 560)
n/a with Wood/Leather steering wheel (L2D)



<i>Code</i>	<i>Packages</i>	<i>Availability</i>	<i>MSRP</i>
DP1	<p>Premium Package</p> <ul style="list-style-type: none"> 501 - Surround View System 297 - Power Rear-Window Sunshades 401 - Heated and Ventilated Front Seats 432 - Multicontour Front Seats with Massage Feature Air Balance Package ENERGIZING Comfort control 	All Models	\$ 3,750
DB4	<p>Rear Seat Package</p> <p><i>Requires 5XX Leather Interiors, Requires Warmth and Comfort Package (DB0) or both Power Rear Seats & Rear Memory Seats (223/276) , P34 Exclusive Interior Code, and PRE-SAFE Rear Seat Package (DE1)</i></p> <ul style="list-style-type: none"> P07 - Rear Chauffeur Package Code 439 - EASY-Adjust Headrest 582 - Four Zone Climate Control 452 - Electrically Adjustable Right-Rear Footrest and Passenger Seat Additional Forward Movement 	All Models	\$ 1,700
DE1	<p>PRE-SAFE Rear Seat Package</p> <p><i>Requires 5XX or 9XX Leather Interiors, P34 Exclusive Interior Code, Rear Seat Package (DB4), Warmth and Comfort Package (DB0) or both Power Rear Seats/Rear Memory Seats (223/276) , N/A with Magma Grey/Espresso Brown (818 & 518) or Mahogany/Silk Beige (524)</i></p> <ul style="list-style-type: none"> P36 - Rear Seats PRE-SAFE Package Code 305 - Rear PRESAFE Belt Buckles 306 - Outboard Rear Seatbelt Airbags 	All Models	\$ 1,300
DB5	<p>Executive Rear Seat Package</p> <p><i>Requires Premium Package (DP1), Rear Seat Package (DB4), Warmth and Comfort Package (DB0), Rear Seat Entertainment (DB7)</i></p> <ul style="list-style-type: none"> 406 - Multicontour Outboard Rear Seats with Massage Feature 435 - Executive Right Rear Seat with Power Calf Rest 	All Models	\$ 3,500
DB6	<p>Executive Rear Seat Package Plus</p> <p><i>Requires Premium Package (DP1), Rear Seat Package (DB4), Executive Rear Seat Package (DB5), Warmth and Comfort Package (DB0), Rear Seat Entertainment (DB7)</i></p> <ul style="list-style-type: none"> 224 - 4-place Seating (Two seats in rear with heated & cooled cupholders) 449 - Two Folding Tables for Rear Seats 	All Models	\$ 1,950



<i>Code</i>	<i>Packages</i>	<i>Availability</i>	<i>MSRP</i>
DB7	<p>Rear Seat Entertainment <i>Requires EASY ADJUST Headrests (439) or Rear Seat Package (DB4)</i></p> <ul style="list-style-type: none"> ▪ 864 - Rear Seat Entertainment System ▪ 816 - Remote Controls ▪ U58 - Wireless Headsets 	All Models	\$ 2,650
DA2	<p>Driver Assistance Package <i>Requires Premium Package (DP1)</i></p> <ul style="list-style-type: none"> ▪ K32 - Active Lane Change Assist ▪ K33 - Extended Restart in Stop-and-Go Traffic ▪ K34 - Route-Based Speed Adaptation ▪ 233 - Active Distance Assist DISTRONIC ▪ 23P - Driver Assistance Package Code ▪ 266 - Active Steering Assist ▪ 513 - Active Speed Limit Assist ▪ 546 - Automatic Speed Takeover 	All Models	\$ 2,250
DG1	<p>AMG Line Exterior</p> <ul style="list-style-type: none"> ▪ 772 - AMG Line Exterior ▪ 951 - Sport Package Code ▪ Wheel Choice of: <ul style="list-style-type: none"> ▪ 793 - 19" AMG Twin 5-Spoke Wheels ▪ RRM - 20" AMG Multispoke Wheels (+\$750) 	All Models	\$ 5,900
DB0	<p>Warmth and Comfort Package <i>S 560 / S 450: Not available with trims H27 designo Natural Grain Black Ash Wood or H28 designo Natural Grain Brown Ash Wood</i></p> <ul style="list-style-type: none"> ▪ 443 - Heated Steering Wheel ▪ 223 - Power Rear Seats ▪ 276 - Memory Rear Seats ▪ 402 - Heated and Ventilated Rear Seats ▪ 906 - Heated Front Armrests ▪ 907 - Heated Rear Armrests 	All Models	\$ 2,600



<i>Code</i>	<i>Packages</i>	<i>Availability</i>	<i>MSRP</i>
DD1	<p><i>designo</i> Silk Beige/Titanium Grey Pearl Semi-Aniline Leather</p> <p><i>Requires Premium Package (DP1), Executive Rear Seat Package (DB5), Rear Seat Entertainment Package (DB7), Rear Seat Package (DB4), PRE-SAFE Rear Seat Package (DE1), Warmth and Comfort Package (DB0), Exclusive Trim (735), and 965 Upholstery</i></p> <ul style="list-style-type: none"> ▪ P34 – Exclusive Upholstery Code ▪ P62 – <i>designo</i> Package Code ▪ U04 – <i>designo</i> Floor Mats ▪ 65U – Porcelain DINAMICA Headliner 	<p>S 450</p> <p>S 560/ S560e</p>	<p>\$ 8,600</p> <p>\$ 6,550</p>
DD2	<p><i>designo</i> Silk Beige/Satin Red Pearl Semi-Aniline Leather</p> <p><i>Requires Premium Package (DP1), Executive Rear Seat Package (DB5), Rear Seat Entertainment Package (DB7), Rear Seat Package (DB4), PRE-SAFE Rear Seat Package (DE1), Warmth and Comfort Package (DB0), Exclusive Trim (735), and 975 Upholstery</i></p> <ul style="list-style-type: none"> ▪ P34 – Exclusive Upholstery Code ▪ P87 – <i>designo</i> Package Code ▪ U04 – <i>designo</i> Floor Mats ▪ 65U – Porcelain DINAMICA Headliner 	<p>S 450</p> <p>S 560/ S560e</p>	<p>\$ 8,600</p> <p>\$ 6,550</p>
DD3	<p><i>designo</i> Silk Beige/Deep Sea Blue Semi-Aniline Leather</p> <p><i>Requires Premium Package (DP1), Executive Rear Seat Package (DB5), Rear Seat Entertainment Package (DB7), Rear Seat Package (DB4), PRE-SAFE Rear Seat Package (DE1), Warmth and Comfort Package (DB0), Exclusive Trim (735), and 962 Upholstery</i></p> <ul style="list-style-type: none"> ▪ P34 – Exclusive Upholstery Code ▪ P87 – <i>designo</i> Package Code ▪ U04 – <i>designo</i> Floor Mats ▪ 65U – Porcelain DINAMICA Headliner 	<p>S 450</p> <p>S 560/ S560e</p>	<p>\$ 8,600</p> <p>\$ 6,550</p>

Stand-Alone Options



<i>Code</i>	<i>Options</i>	<i>Availability</i>	<i>MSRP</i>
223/276	Electrically Adjustable Outboard Rear Seats with Memory Function	All Models	\$ 1,515
308	Refrigerated compartment in the rear - (n/a with S 560e)	All Models	\$ 1,100
398	MAGIC SKY CONTROL	All Models	\$ 4,950
439	EASY ADJUST Headrests	All Models	\$ 250
443	Heated Steering Wheel - Not available with H27 and H28 designo Natural Grain Wood Trims	All Models	\$ 250
463	Head-Up Display	All Models	\$ 1100
487	MAGIC BODY CONTROL - Not available with 4MATIC or S 560e	S 560	\$ 4,450
597	Heated Windshield - Requires Head-Up Display (463)	All Models	\$ 550
610	Night View Assist PLUS - Requires Driver Assistance Package (DA2)	All Models	\$ 2,260
735	Exclusive Trim - Additional Wood Trim in Front and Rear Doors, Seat Backrests and Rear Air Vent Cover	All Models	\$ 950
811	Burmester® High-End 3D Surround Sound System	All Models	\$ 6,400
866	Pre-Installation for Rear Seat Entertainment and Comfort Adapter - Not available with 735	All Models	\$ 170
870	CD Drive in Glove Box	All Models	\$ 130
872	Heated Rear Seats	All Models	\$ 580
898	Wireless Charging Rear - Requires 233/276 or 443	All Models	\$ 300
<i>Code</i>	<i>VPC Installed Accessories</i>	<i>Availability</i>	<i>MSRP</i>
068	Wheel Locks	All Models	\$ 150
104	Rear Spoiler	All Models	\$ 500
137	Comfort Box - Not available with Refrigerated compartment in the rear (308) or S 560e	All Models	\$ 350

Steering Wheel



3-spoke Nappa Leather Steering Wheel (L2B)

Standard

- Black
- 3-spoke design
- Perforated in the grip area
- Touch Control buttons



3-spoke Wood & Leather Steering Wheel (L2D)

Standard with 443 Heated Steering Wheel or DB0 Warmth & Comfort Pkg

Not with designo Natural Grain Brown Ash wood (H28), designo Natural Grain Black Ash wood (H27)

- 3-spoke design
- Touch Control buttons



Rear Seat Package



MY 2017

Rear Seat Package (DB4)

Magma Grey/Espresso Brown (518 & 818) and Mahogany/Silk Beige (524) deletes Outboard Rear Seatbelt Airbags and Rear PRESAFE Belt Buckles

Requires Warmth and Comfort Package (DB0) or both Power Rear Seats/Rear Memory Seats (223/276)

- 582 - Four Zone Climate Control
 - 2 additional climate zones for the rear seats
 - Control panel on the rear of the center console
 - Temperature and air distribution individually adjustable for the left and right side in the rear
 - Also controllable by the driver via COMAND
- 452 - Electrically Adjustable Right-Rear Footrest and Passenger Seat Additional Forward Movement
 - Front passenger seat can be electrically moved further forward by up to 3 inches into the chauffeur position
 - Enlarges the rear footwell on the front passenger side for a more comfortable resting position
- 306 - Outboard Rear Seatbelt Airbags
- 305 - Rear PRESAFE Belt Buckles





Executive Rear Seat Package



Executive Rear Seat Package (DB5)

Requires Premium Package (DP1), Rear Seat Package (DB4), Warmth and Comfort Package (DB0), Rear Seat Entertainment (DB7)

- 406 - Multicontour Outboard Rears Seats (drive dynamic with massage)
 - Multicontour rear outer seats with ENERGIZING massage function and dynamic function
 - Side bolsters are adjusted by an air chamber in each seat
 - Massage function using 14 air chambers in the backrest
 - Massage heating panels in the spinal area
- 453 - Executive Right Rear Seat with Power Calf Rest
 - Allows a comfortable reclining position thanks to backrest adjustment by up to 43.5 degrees in combination with an extending leg support
 - Continuous, comfortable reclining surface in conjunction with the electrically extending footrest, for a restful sleeping position
 - Cushionbag for improved occupant protection when the seat backrest is heavily reclined





Executive Rear Seat Package Plus



MY 2017

Executive Rear Seat Package Plus (DB6)

Requires Premium Package (DP1), Rear Seat Package (DB4), Executive Rear Seat Package (DB5), Warmth and Comfort Package (DB0), Rear Seat Entertainment (DB7)

- 224 - Four-place Seating (Two seats in rear with heated & cooled cupholder)
 - Business console including temperature-controlled cup holders
 - Pleasant travelling and working conditions in the rear
 - Connection of electrical devices such as laptops via 12 V sockets
- 449 - Two Folding Tables for Rear Seats
 - Folding tables are integrated into the stowage compartment in the business
 - Can be easily folded out manually once the armrest has been opened



MAGIC BODY CONTROL



MAGIC BODY CONTROL with CURVE tilting function (487)

Not available with 4MATIC

- Anticipatory suspension oriented towards driving dynamics and combining active damping of the suspension with continuously adjustable dampers and ROAD SURFACE SCAN
- With the aid of a stereo camera, ROAD SURFACE SCAN enables the damping to be promptly adjusted to the highway ahead, and the load on the wheel to be increased or reduced via the active hydraulics
- The curve inclination function enables the body of the vehicle to lean inwards by up to 2.65 degrees on bends
- Significant reduction in perceived lateral forces while increasing driving pleasure, especially on country roads
- Drive programs for a comfortable or more sportily taut configuration/activation of the curve inclination function
- Constant vehicle level irrespective of the payload thanks to hydraulic all-round self-levelling
- Suspension level can be raised for poor surfaces and is automatically lowered at high speeds
- Significant improve in comfort with CURVE tilting function and sportiness at the same time
- With CURVE tilting function the chassis leans toward the curve center in a speed range between 10 and 85 mph





Burmester® high-end 3D surround sound system



Burmester® high-end 3D surround sound system (811)

- 26 high-performance speakers for music reproduction perfectly matched to the interior of the vehicle
- 28-channel DSP amplifier with a total output of 1190 watts
- Frontbass technology with woofers integrated into the body shell for vibrant bass reproduction
- Active subwoofer in the trunk for impressive reproduction of even the lowest tones
- VIP seat function to optimize the sound for individual seats
- Five high-quality sound presets for an enhanced listening experience: Pure, Easy Listening, Live, Surround, 3D Surround
- 3D surround sound for a new dimension in music reproduction
- Mechanically retractable tweeters in the front door for outstanding sound, with ambient lighting in freely selectable colors



MAGIC SKY CONTROL



MAGIC SKY CONTROL (398)

- Consisting of a fixed panoramic roof at the rear and an electrically operated sliding glass section on external rails at the front
- Glass transparency can be selected via a button in the overhead control panel: change from dark to transparent and vice versa within just a few seconds
- The transparency of the two sections of the roof can be changed independently for each section.
- When the glass is transparent: clear view of the sky and a particularly light, friendly atmosphere
- When the glass is dark: effective means of reducing heating of the interior
- When the vehicle is parked it is very difficult for prying eyes to see inside the vehicle interior

Technical Details

Several films are sandwiched between the panoramic roof's two glass sheets. Between these films is an emulsion containing particles that align themselves with the electric field when an AC voltage is applied. When the voltage is switched off, the particles arrange themselves randomly and prevent most of the light from passing through. The glass remains dark. When an AC voltage of 120V is applied, the particles align themselves in the electrical field and allow the light to pass through the glass. The glass becomes transparent.

Specifications



	S 450	S 450 4MATIC
Engine Configuration	3.0L V6 biturbo engine	3.0L V6 biturbo engine
Power (hp)	362	362
Torque (lb-ft)	369	369
Displacement (cc)	2,996	2,996
Acceleration 0-60 mph (sec)	5.4	5.4
Fuel Economy (Cty/Hwy/Comb)	19/28/22	18/28/22
Top Speed (mph)	130	130
Fuel Requirement (Octane)	93	93
Compression	tba	tba
Transmission	9G-TRONIC 9-Speed Automatic Transmission	9G-TRONIC 9-Speed Automatic Transmission
Transmission Speeds	9	9
Drive Configuration	Rear-wheel Drive	All-wheel Drive
Fuel Tank Size (gallons)	21.13	21.13
Trunk Size (cubic feet)	12.28	12.28
Curb Weight (lbs)	4,553	4,685
Maximum Load (lbs)	tba	tba
Vehicle Length (in.)	206.89	206.89
Vehicle Width w/ exterior mirrors (in.)	83.86	83.86
Vehicle Height (in.)	58.82	58.82
Wheelbase (in.)	124.6	124.6
Track Width Front/Rear (in.)	63.94/64.45	63.94/64.45
Towing Capacity (lbs)	tba	tba

Specifications



	<i>S 560</i>	<i>S 560 4MATIC</i>
Engine Configuration	4.0L V8 biturbo engine	4.0L V8 biturbo engine
Power (hp)	463	463
Torque (lb-ft)	516	516
Displacement (cc)	3.982	3.982
Acceleration 0-60 mph (sec)	4.6	4.5
Fuel Economy (Cty/Hwy/Comb)	18/27/21	17/27/21
Top Speed (mph)	130	130
Fuel Requirement (Octane)	93	93
Compression	10.5 : 1	10.5 : 1
Transmission	9G-TRONIC 9-Speed Automatic Transmission	9G-TRONIC 9-Speed Automatic Transmission
Transmission Speeds	9	9
Drive Configuration	Rear-wheel Drive	All-wheel Drive
Fuel Tank Size (gallons)	21.13	21.13
Trunk Size (cubic feet)	12.28	12.28
Curb Weight (lbs)	4,731	4,850
Maximum Load (lbs)	tba	tba
Vehicle Length (in.)	206.89	206.89
Vehicle Width w/ exterior mirrors (in.)	83.86	83.86
Vehicle Height (in.)	58.82	58.82
Wheelbase (in.)	124.6	124.6
Track Width Front/Rear (in.)	63.94/64.45	63.94/64.45
Towing Capacity (lbs)	tba	tba



	<i>S 560e EQ Power</i>
Engine Configuration	3.0L V6 biturbo engine with 90kW Plug-in Hybrid Electric Motor
Power (hp)	469
Torque (lb-ft)	516
Displacement (cc)	2.996
Acceleration 0-60 mph (sec)	4.9
Electric Range	TBA
Battery Capacity (kWh)	13.5
Charge Time, Wallbox (240v) / Home (110v)	1.25h / TBA
On-Board Charger Size (kW)	7.2
Fuel Economy (Cty/Hwy/Comb)	TBA
Top Speed (mph)	130
Fuel Requirement (Octane)	93
Compression	10.5 : 1
Transmission	9G-TRONIC 9-Speed Automatic Transmission
Transmission Speeds	9
Drive Configuration	Rear-wheel Drive
Fuel Tank Size (gallons)	TBA
Trunk Size (cubic feet)	TBA
Curb Weight (lbs)	4,885
Maximum Load (lbs)	TBA
Vehicle Length (in.)	206.89
Vehicle Width w/ exterior mirrors (in.)	83.86
Vehicle Height (in.)	58.82
Wheelbase (in.)	124.6
Track Width Front/Rear (in.)	64.33/64.25
Coefficient of Drag (Cd)	0.27

Specifications* – S 450, S 450 4MATIC & S 560, S 560 4 MATIC

