

Official Google  
Home Mini  
Now Only £34.  
Christmas Special

AdChoices

Fuse Box Diagram

Fuse Layout

Electrical Wiring Diagram

Box Location

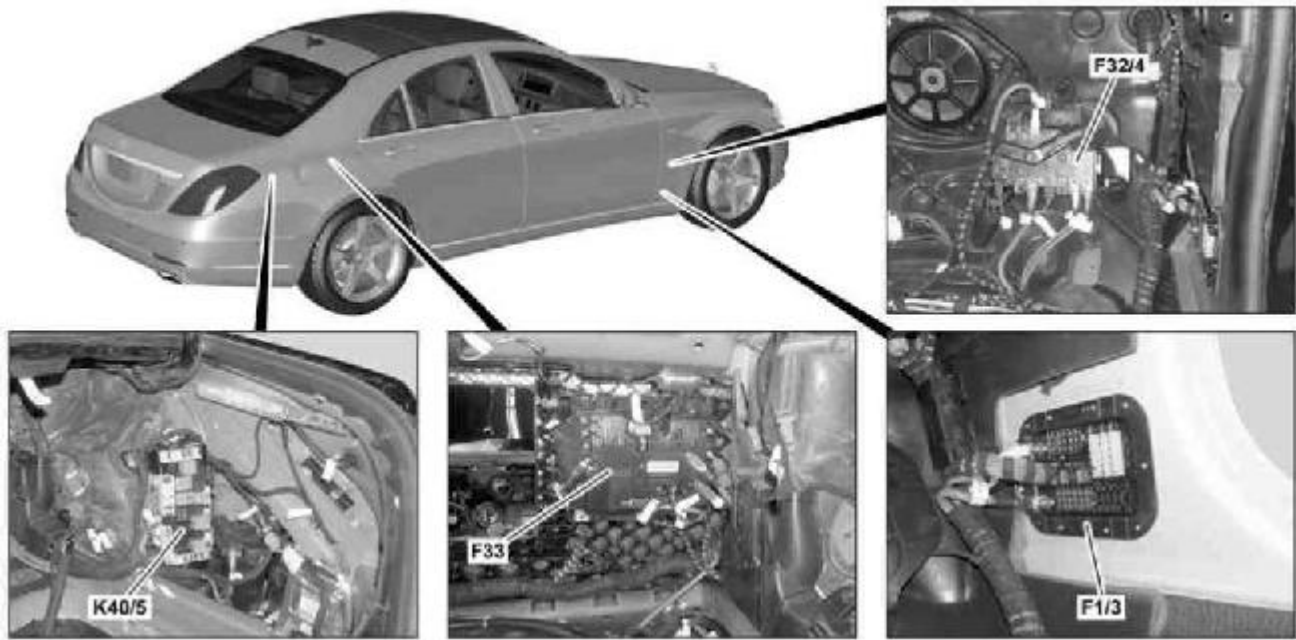
## Location



F32/3 - [Engine compartment prefuse box](#)

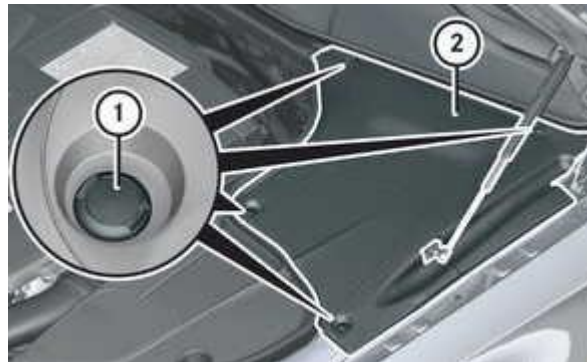
K40/6 - [Left fuse and relay module](#)

K40/8 - [Engine fuse and relay module](#)

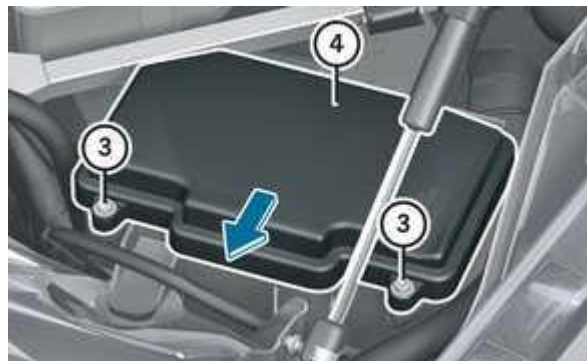


- F1/3 - [Right A-pillar fuse box](#)
- F32/4 - [Vehicle interior prefuse box](#)
- F33 - [Rear prefuse box](#)
- K40/5 - [Rear fuse and relay module](#)

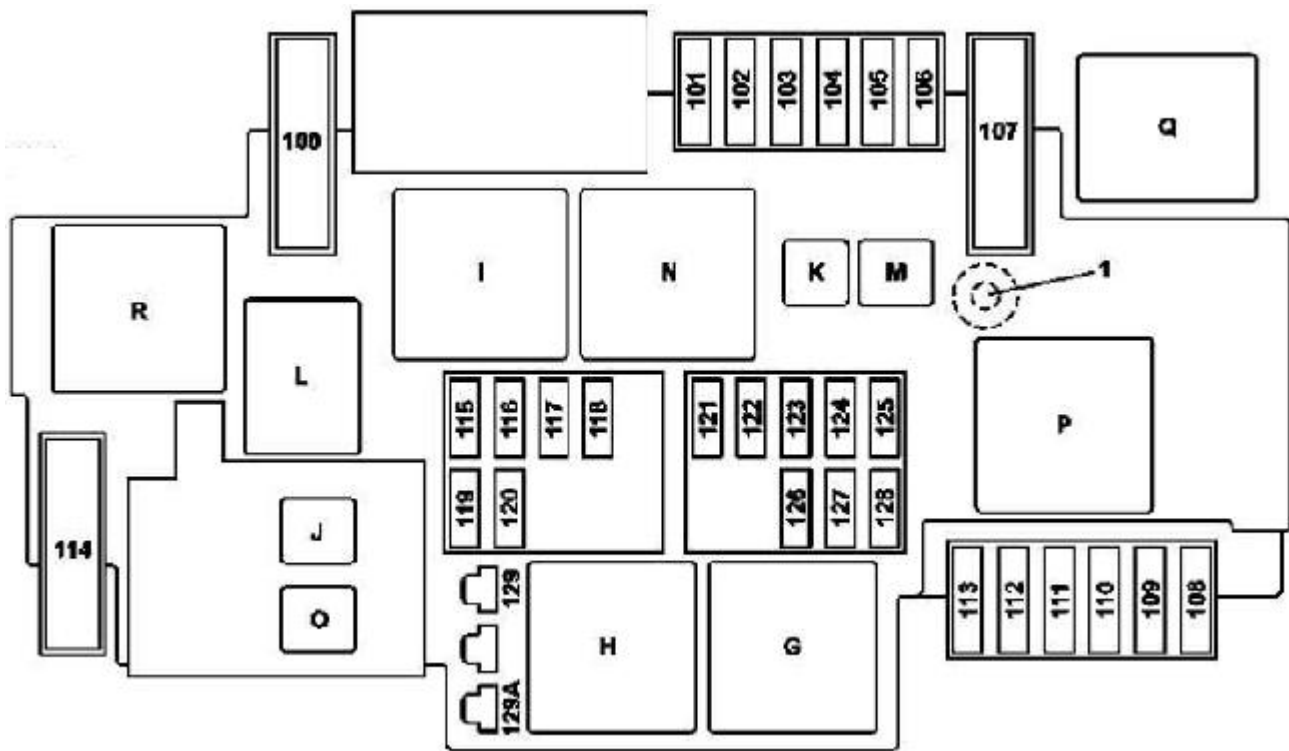
### Fuse and relay box in engine compartment



- Open the hood.
- To open: release retaining clamps (1) and remove cover (2).



- Use a dry cloth to remove any moisture from the fuse box.
- Undo screws (3) on the fuse box.
- Remove fuse box cover (4) forwards.
- To close: check whether the seal is lying correctly in cover (4).
- Insert cover (4) at the rear of the fuse box into the retainer.
- Fold down cover (4) of the fuse box and tighten screws (3).
- Insert cover (2) and secure with retaining clamps (1).
- Close the hood.



No.	Fused function	A
100	<b>Hybrid:</b> Vacuum pump	40
101	Connector sleeve, circuit 87/2	15
102	Connector sleeve, circuit 87/2	20
103	Connector sleeve, circuit 87M4	15
104	Connector sleeve, circuit 87M3	15
105	<b>Valid for transmission 722.9:</b> Transmission oil auxiliary pump control unit	15
106	Wiper park position heater	25
107	<b>Valid for engine 277, 279:</b> Starter/air pump electrical connection	60
108	<b>Valid for SAE dynamic LED headlamp for right-hand traffic or Dynamic LED headlamp::</b> Left front lamp unit Right front lamp unit <b>Valid without SAE dynamic LED headlamp for right-hand traffic or Dynamic LED headlamp::</b> Right front lamp unit	20
109	Wiper motor	30
110	<b>Valid for code SAE dynamic LED headlamp for right-hand traffic or Dynamic LED headlamp::</b> Left front lamp unit Right front lamp unit <b>Valid without SAE dynamic LED headlamp for right-hand traffic or Dynamic LED headlamp::</b> Left front lamp unit	20
111	Starter	30
112	Engine fuse and relay module	5
113	Spare	-
114	AIRmatic compressor	40
115	Left fanfare horn Right fanfare horn	15
116	<b>Hybrid:</b> Vacuum pump relay	5
117	Spare	-
118	<b>Hybrid:</b> Electronic Stability Program control unit	5
119	Circuit 87/C2 connector sleeve	15
120	Circuit 87/C1 connector sleeve	7.5
121	Electronic Stability Program control unit	5
122	<b>Hybrid:</b> HYBRID relay	5
123	Night View Assist control unit	5
124	<b>Hybrid:</b> Vehicle interior and engine compartment electrical connector	5
125	Front SAM control unit	5
126	Powertrain control uni	5

	<b>Valid for diesel engine:</b> CDI control unit <b>Valid for gasoline engine:</b> ME-SFI [ME] control unit	
127	Spare	-
128	Exterior lights switch	5
129A	<b>Hybrid:</b> Starter circuit 50 relay	30
129B	<b>Valid except Hybrid:</b> Starter circuit 50 relay	30
<b>Relay</b>		
G	Engine compartment circuit 15 relay	
H	Starter circuit 50 relay	
I	Brake vacuum pump relay	
J	<b>Hybrid:</b> HYBRID relay	
K	Transmission oil pump relay	
L	Horn relay	
M	Wiper park position heater relay	
N	Circuit 87M relay	
O	<b>Valid except Hybrid:</b> Starter circuit 15 relay	
P	Secondary air injection relay	
Q	<b>Hybrid:</b> Vacuum pump relay	
R	AIRmatic relay	

▶ AdChoices

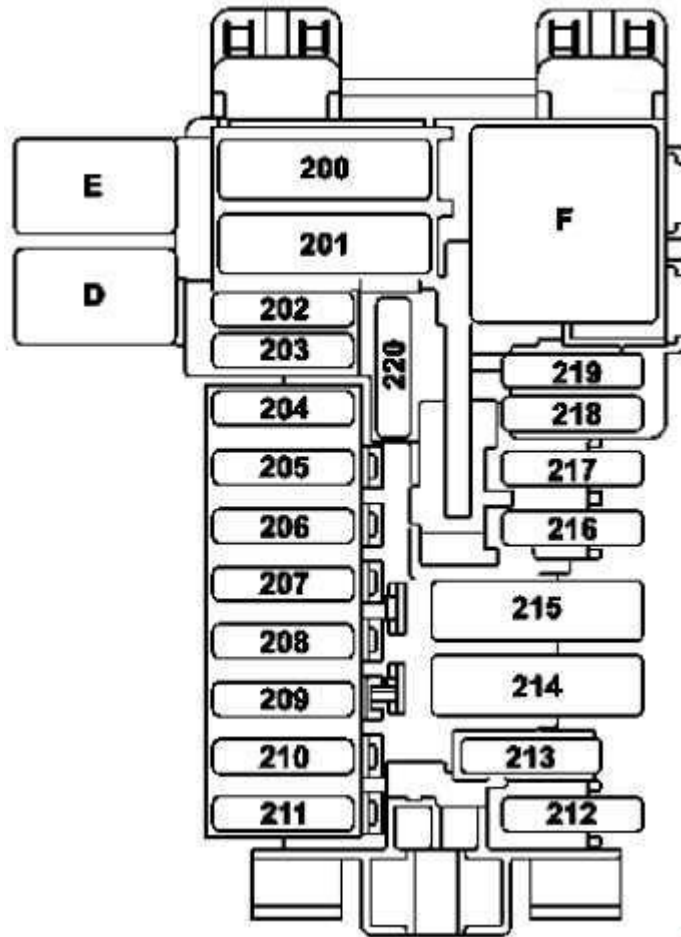
[Electrical Wiring Diagram](#)

[Mercedes Benz Fuse Chart](#)

[Electrical Fuses](#)

[Control Circuit Diagram](#)

## The Instrument Panel Fuse Panel

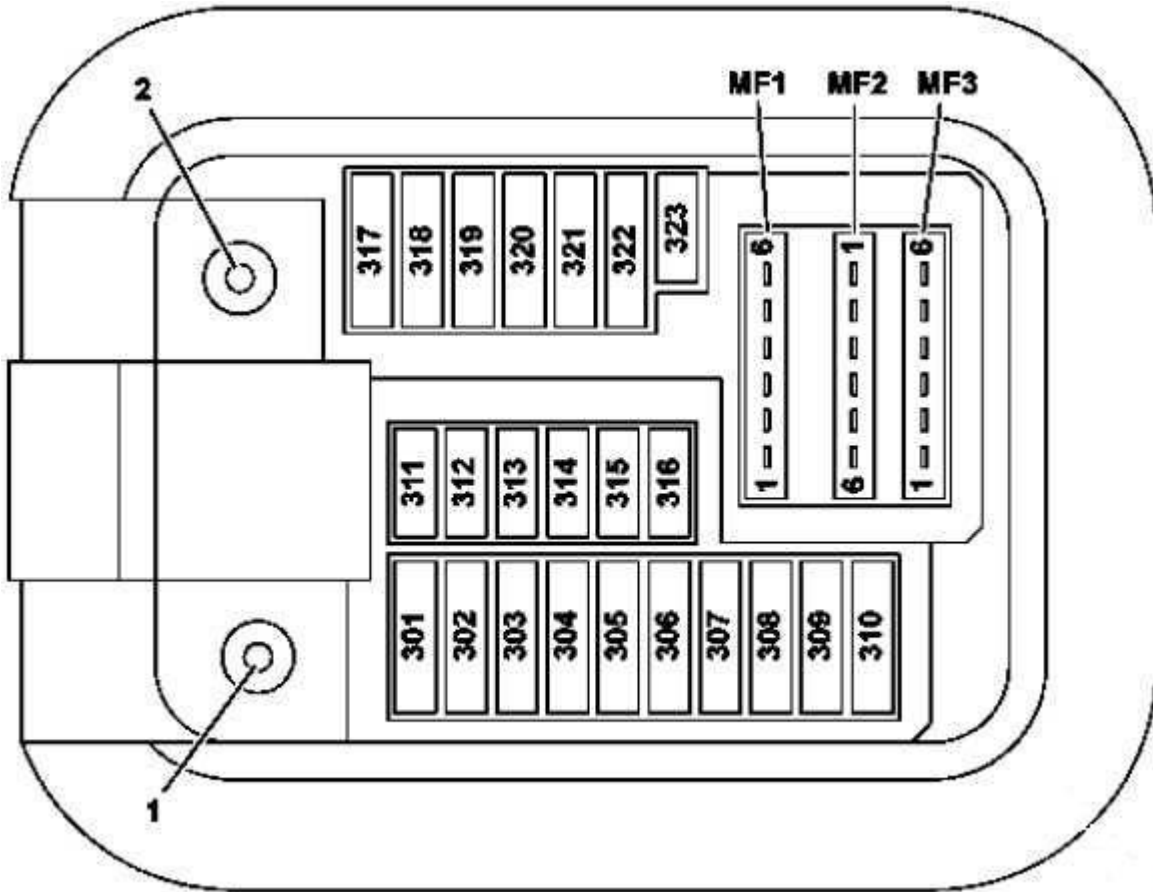


No.	Fused function:	A
200	Front SAM control unit	40
201	Front SAM control unit	40
202	Alarm siren	5
203	<b>W222:</b> Driver seat heater control unit	30
204	Diagnostic connector	5
205	Electronic ignition lock control unit	7.5
206	Analog clock	5
207	Climate control control unit	20
208	Instrument cluster	7.5
209	Front climate control operating unit	5
210	Steering column tube module control unit	10
211	Spare	-
212	Spare	-
213	Electronic Stability Program control unit	25
214	Spare	-
215	Spare	-
216	Spare	-
217	<b>Japanese version:</b> Dedicated Short-Range Communications control unit	5
218	Supplemental restraint system control unit	5
219	Weight sensing system (WSS) control unit Front passenger seat occupied recognition and ACSR	5
220	MAGIC VISION CONTROL relay	15
<b>Relay</b>		
D	MAGIC VISION CONTROL relay	
E	Backup relay	
F	Relay, circuit 15R	

**Fuse box in the front-passenger footwell**



- Open the front-passenger door.
- Fold cover (1) down and remove it.



1. Circuit 30 "E1" connection
2. Circuit 30g "E2" connection

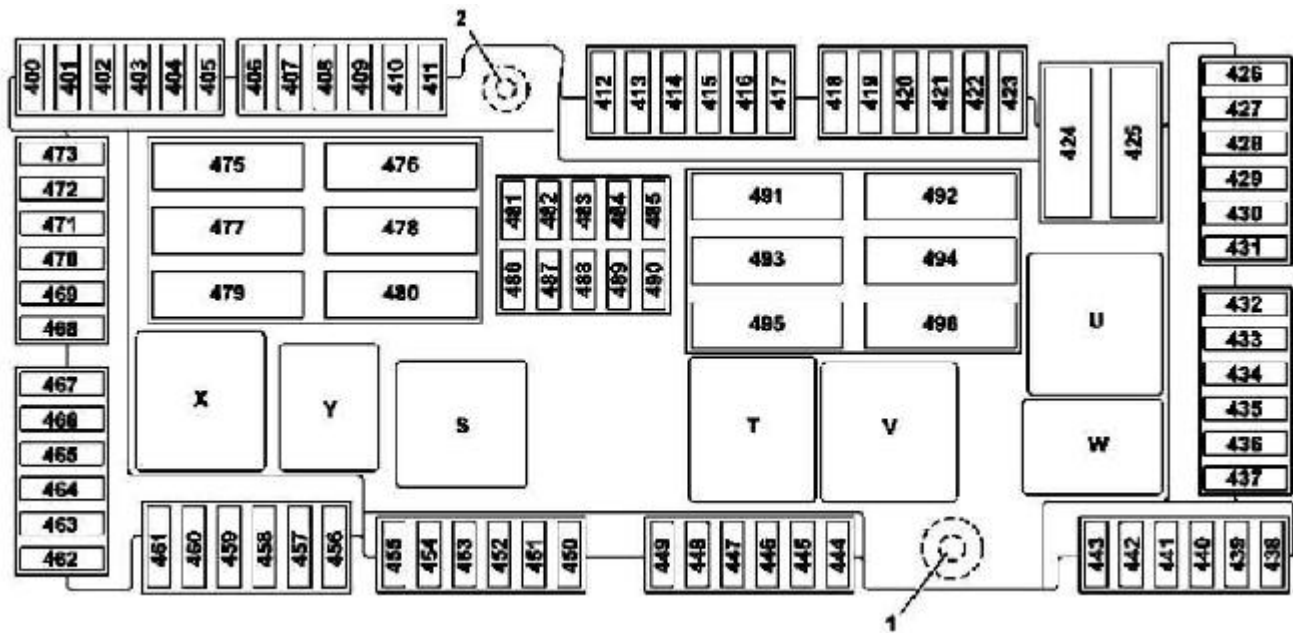
No.	Fused function	A
301	Mirror taximeter	5
302	Right front door control unit	30
303	<b>W222:</b> Left rear door control unit <b>C217, A217:</b> Rear control unit	30
304	<b>W222:</b> Right rear door control unit <b>C217, A217:</b> Rear control unit	30
305	Driver seat control unit	30
306	Front passenger seat control unit	30
307	<b>W222:</b> Intelligent servo module for DIRECT SELECT <b>C217, A217:</b> Driver seat heater control unit	20 30
308	Front passenger seat heater control unit	30
309	Emergency call system control unit Telematics services communications module HERMES control unit	5

310	Stationary heater control unit	25
311	Rear blower motor	10
312	Overhead control panel control unit	10
313	<b>Hybrid and Hybrid Plus:</b> Power electronics control unit	10
314	<b>A217:</b> Antitheft alarm system (designation in coordination)	7.5
315	Powertrain control unit <b>Valid for gasoline engine:</b> ME-SFI control unit <b>Valid for engine 642, 651:</b> CDI control unit	10
316	Spare	-
317	<b>W222:</b> Panoramic sliding sunroof control module <b>C217, A217:</b> MAGIC SKY CONTROL control unit	30
318	Audio/COMAND display	15
319	Panoramic sliding sunroof control module <b>C217, A217:</b> Panoramic roof roller sun blind control module	30
320	Active Body Control control unit AIRmatic control unit (Valid except Active Body Control)	15
321	<b>C217, A217:</b> Intelligent servo module for DIRECT SELECT	20
322	COMAND controller unit	15
323	Supplemental Restraint System control unit	7.5
MF1/1	<b>Japan version:</b> Dedicated Short-Range Communications control unit	7.5
MF1/2	Mono multifunction camera Stereo multifunction camera	7.5
MF1/3	Rain/light sensor with additional functions Overhead control panel control unit	7.5
MF1/4	Driver seat control unit	7.5
MF1/5	Front passenger seat control unit	7.5
MF1/6	Steering column tube module control unit	7.5
MF2/1	Perfume atomizer generator	5
MF2/2	Audio/COMAND control panel Touchpad	5
MF2/3	Electronic Stability Program control unit	5
MF2/4	Heads-up display	5
MF2/5	<b>Hybrid and Hybrid Plus:</b> Electrical refrigerant compressor	5
MF2/6	Spare	-
MF3/1	Front SAM control unit	5
MF3/2	Radar sensors control unit	5
MF3/3	COMAND fan motor	5
MF3/4	Driver side instrument panel button group Center instrument panel button group	5
MF3/5	Rear air conditioning operating unit	5
MF3/6	<b>as of 01.06.2016:</b> Antenna changeover switch for telephone and stationary heater	5

## Fuse and relay box in rear



- Open the trunk lid.
- Prise open cover (1) with a flat object at the top right and top left-hand side.
- Open cover (1) downwards in the direction of the arrow.




1. Circuit 30 "E1" connection
2. Circuit 30g "E2" connection

No.	Fused function	A
400	Parking system control unit (Active Parking Assist or code 360-degree camera)	10
401	Trunk lid control control unit	5
402	Rear entertainment controller unit	7.5
403	Spare	-
404	Armrest heater control unit	7.5
405	Sound system amplifier control unit Left front door tweeter control unit Right front door tweeter control unit	7.5
406	Spare	-
407	Spare	-
408	Tuner unit	5
409	360° camera control unit Reversing camera	5
410	Camera cover control unit	5
411	Tire pressure monitor control unit	5
412	Rear seat heater control unit	7.5
413	Left rear display Right rear display	10
414	Rear cellular telephone system antenna amplifier/compensator Rear mobile phone cradle Rear mobile phone contact plate Telephone module with Bluetooth® (SAP profile)	7.5
415	Spare	-
416	Spare	-
417	Trailer recognition control unit	20
418	Spare	-
419	Spare	-
420	DC/AC converter control unit	30
421	Multicontour seat pneumatic pump	30
422	<b>W222:</b> Right rear door control unit	30
423	Spare	-
424	Rear SAM control unit	40
425	Spare	-
426	Bass speaker amplifier	30
427	Armrest heater control unit	20
428	Trailer recognition control unit	15



429	Rear cup holder	10
430	Cigarette lighter with ashtray illumination, rear Cigarette lighter with rear center console illumination Left rear center console socket 12V (ashtray package/smoker package)	15
431	Rear backrest refrigerator box	15
432	Rear SAM control unit	10
433	AdBlue <sup>®</sup> control unit	25
434	AdBlue <sup>®</sup> control unit	15
435	AdBlue <sup>®</sup> control unit	20
436	Rear cup holder	20
437	Spare	-
438	<b>C217 with engine 157:</b> Right exhaust flap actuator motor	7.5
439	<b>C217 with engine 157:</b> Left exhaust flap actuator motor	7.5
440	Spare	-
441	Spare	-
442	Spare	-
443	Spare	-
444	Spare	-
445	Stationary heater radio remote control receiver	5
446	FM 1, AM, CL [ZV] and KEYLESS-GO antenna amplifier	5
447	<b>Hybrid:</b> Battery management system control unit	7.5
448	Spare	-
449	Spare	-
450	Spare	-
451	Trailer socket	15
452	Left rear bumper radar sensor Right rear bumper radar sensor Center rear bumper radar sensor	5
453	Left front bumper radar sensor Right front bumper radar sensor COLLISION PREVENTION ASSIST controller unit	5
454	AdBlue <sup>®</sup> control unit Fuel system control unit	5
455	Fully integrated transmission control controller unit	15
456	Spare	-
457	<b>Valid for lithium-ion battery:</b> Starter battery capacitor	7.5
458	Spare	-
459	Spare	-
460	Front cigarette lighter with ashtray illumination	15
461	Right rear center console socket 12V Socket 12V DC/AC converter control unit	15
462	Luggage compartment socket	15
463	Spare	-
464	Trailer recognition control unit	20
465	Electric parking brake control unit	30
466	Left front door control unit	30
467	KEYLESS-GO control unit	10
468	Electric parking brake control unit	30
469	Fuel system control unit	25
470	Left rear seat heater control unit Rear seat heater control unit	30
471	Right rear seat heater control unit	30
472	<b>C217, A217:</b> Rear control unit	30
473	Trailer recognition control unit	20
475	Sound system amplifier control unit	40
476	Sound system amplifier control unit	40
477	Active belt buckle control unit <b>C217, A217:</b> Rear control unit	40

478	Left rear seat control unit	30
479	Active belt buckle control unit	40
480	Right rear seat control unit	30
481	Left front reversible emergency tensioning retractor	5
482	W222: MAGIC SKY CONTROL control unit	5
	C217, A217: MAGIC SKY CONTROL control unit	7.5
483	Right front reversible emergency tensioning retractor	5
484	Right rear seat control unit	7.5
	Left rear seat control unit	
485	Active belt buckle control unit	5
486	Hybrid: Battery management system control unit	10
	Power electronics control unit	
487	Electric parking brake control unit	5
488	Rear SAM control unit	5
489	Front long-range radar sensor	5
490	Multicontour seat pneumatic pump	5
491	Trunk lid control control unit	40
492	Right front reversible emergency tensioning retractor	40
493	Spare	-
494	Rear SAM control unit	40
495	Rear window heater	40
496	Left front reversible emergency tensioning retractor	40
<b>Relay</b>		
S	Vehicle interior circuit 15 relay	
T	Rear window heater relay	
U	2nd seat row cupholder and sockets relay	
V	AdBlue® relay	
W	Circuit 15R relay	
X	1 st seat row/trunk refrigerator box and sockets relay	
Y	Spare relay	

 AdChoices

[Electrical Wiring Diagram](#)

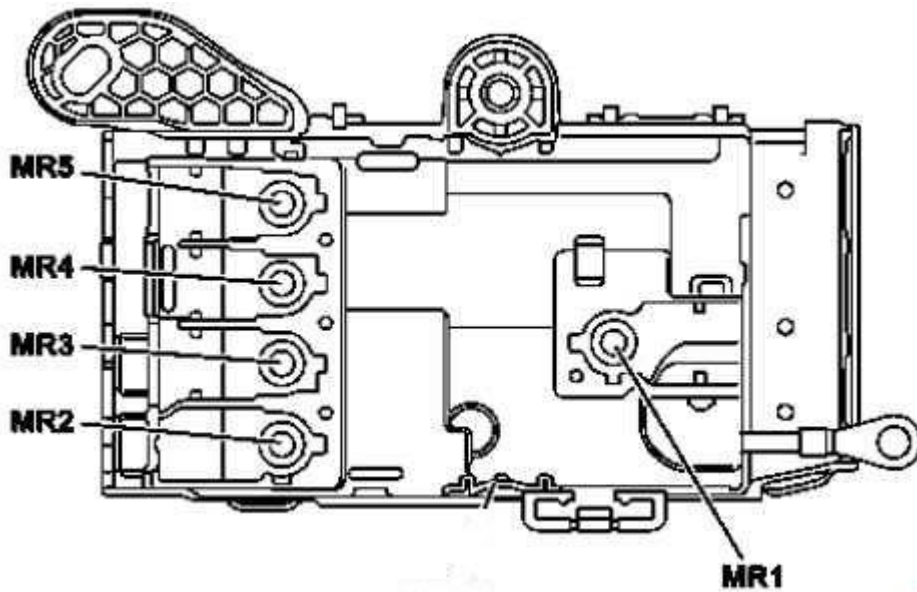
[Control Circuit Diagram](#)

[Mercedes Benz Fuse Chart](#)

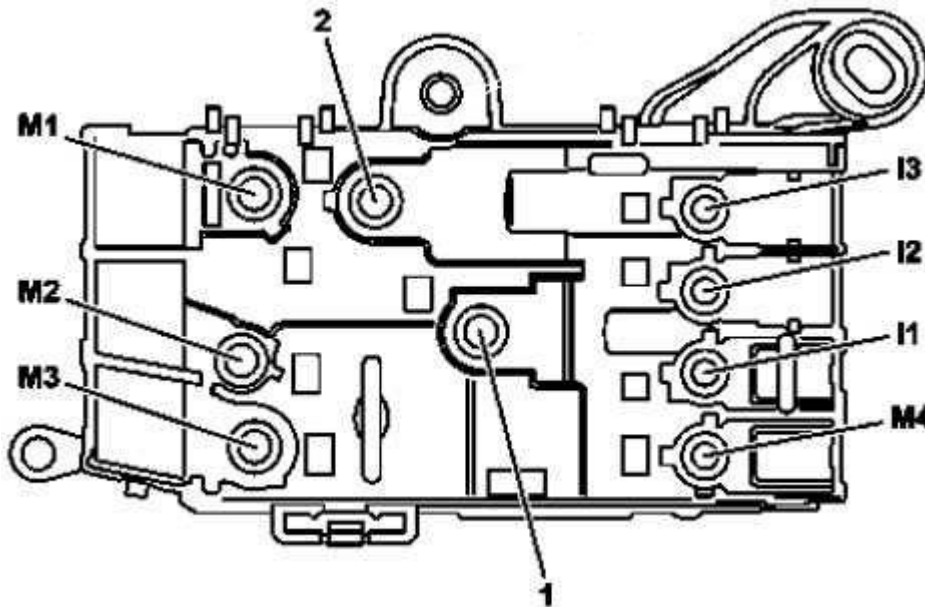
[Electrical Circuit](#)

**Engine compartment prefuse box**

**View from below**



View from above

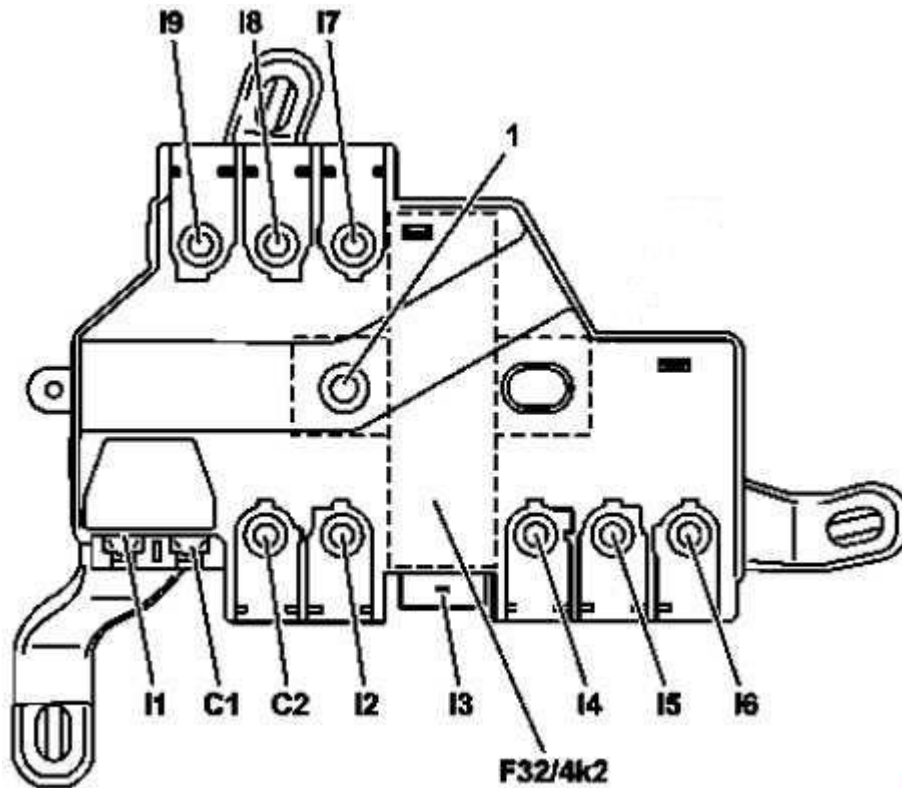


1 - Connection, circuit 30 "B1"

2 - Connection, circuit 30 unlatched "B2"

No.	Fused function	A
M3	<b>Hybrid:</b> Electrical machine	500
	<b>Valid except Hybrid:</b> Alternator	500
M1	<b>Hybrid:</b> Electrical machine	-
	<b>Valid except Hybrid:</b> Starter	-
MR5	Electrical power steering control unit	100
MR2	Fan motor	100
M4	<b>Hybrid:</b> Fully integrated transmission control controller unit	100
I1	Spare	-
M2	<b>Valid for diesel engine:</b> Glow output stage	150
MR1	Motor fuse and relay module	60
MR3	Spare	-
MR4	<b>Valid for engine 277, 279:</b> Fan motor	150
I2	Spare	-

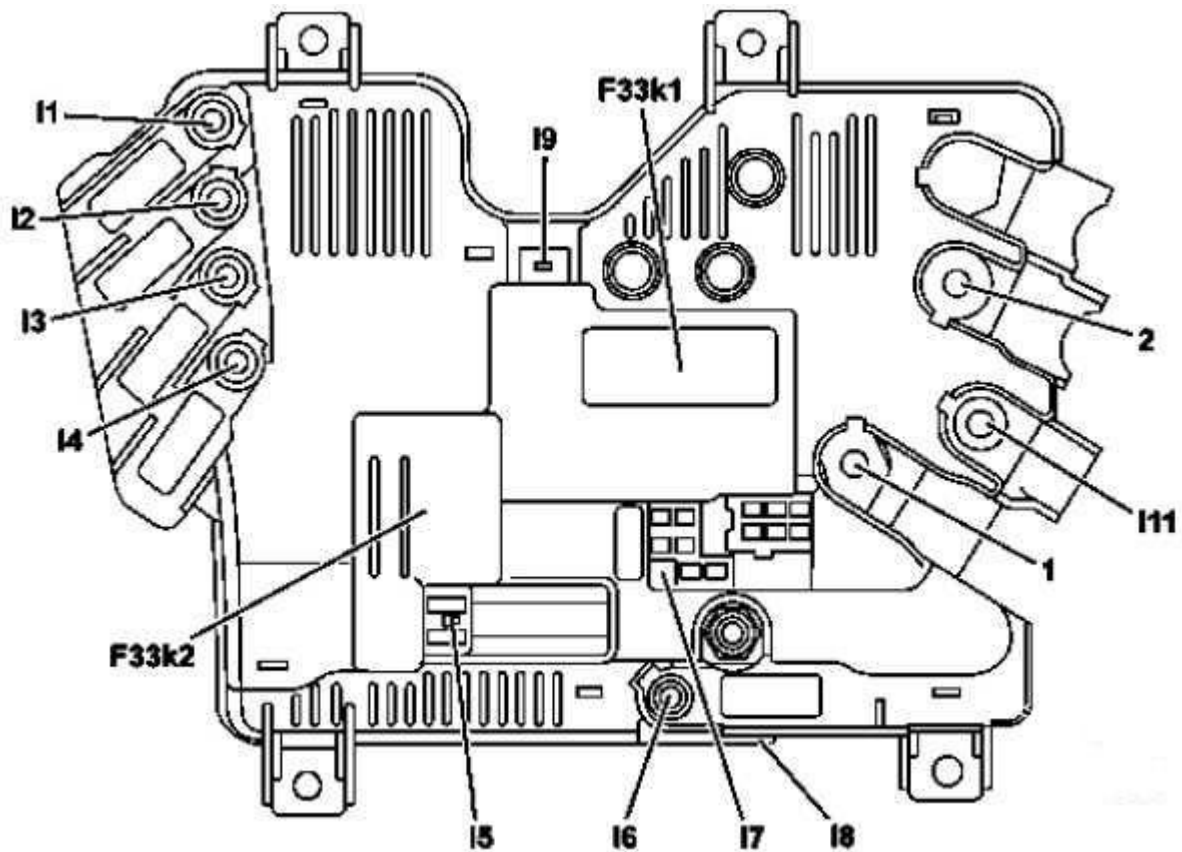
### Vehicle interior prefuse box



F32/4k2 - Quiescent current cutout relay

No.	Fused function	A
I7	Right A-pillar fuse box	125
I2	Left fuse and relay module	125
C2	Spare	-
I8	Spare	-
I9	Spare	-
I3	No-load current shutoff relay connection	-
C1	Blower regulator	40
I1	Electronic Stability Program control unit	40
I4	Spare	-
I6	Rear fuse and relay module	60
I5	Right A-pillar fuse box	60

### Rear prefuse box



F33k1 - Decoupling relay

F33k2 - ECO start/stop function additional battery relay

No.	Fused function	A
I3	Spare	-
I2	Windshield heater control unit	125
I7	<b>Hybrid:</b> High-voltage disconnect device	7.5
I4	Rear fuse and relay module	150
I6	ECO start/stop function additional battery	200
I7	ECO start/stop function additional battery Front SAM control unit Electronic ignition lock control unit	10
I1	Spare	-
I11	Spare	-
I7	Front SAM control unit	10
I8	ECO start/stop function additional battery relay connection	-
I5	<b>Hybrid:</b> High-voltage pyrofuse triggered by Supplemental Restraint System control unit	-
I9	Decoupling relay connection	-